



KING COUNTY

1200 King County Courthouse
516 Third Avenue
Seattle, WA 98104

Signature Report

November 25, 2003

Ordinance 14797

Proposed No. 2003-0462.3

Sponsors Phillips

1 AN ORDINANCE adopting the 2004 Annual Budget and
2 making appropriations for the operation of county agencies
3 and departments and capital improvements for the fiscal year
4 beginning January 1, 2004, and ending December 31, 2004.

5
6
7 **BE IT ORDAINED BY THE COUNCIL OF KING COUNTY:**

8 **SECTION 1. Findings:** The council hereby makes the following findings of fact.

9 A. King County government is responsible for providing a variety of services to
10 all residents of the county. These include regional services, such as public safety,
11 criminal justice, public transportation and wastewater treatment. King County
12 government is also responsible for providing local services to unincorporated
13 communities, such as county sheriff protection, roads, local parks and land-use
14 regulation. In addition to these mandated regional and local responsibilities, the county
15 contracts with several suburban cities for services such as police protection, animal
16 control and health and human services. To accomplish these tasks, this 2004 budget
17 contains \$3 billion in expenditures, of which over eighty percent is in dedicated funds

18 that must be used for specific purposes. The remaining general fund expenditures –
19 roughly \$500 million – can be used for discretionary purposes, including public safety,
20 human services and general government functions.

21 B. The metropolitan King County council has, over the past several years,
22 adopted a number of long-range policies that prioritize competing needs while addressing
23 the growing structural gap between the county’s general fund revenues and expenditures.
24 The council has closed a gap of over \$100 million over the past three years, representing
25 about twenty percent of the general fund budget. The county’s general fund faces
26 structural deficits of \$15 million to \$20 million annually for the foreseeable future.

27 C. Leadership from the council and the executive closed a gap of \$24 million in
28 this budget through a combination of new revenues and expenditure cuts. These changes
29 include revenues from the \$11.5 million voter-approved parks levy and expenditure cuts
30 that prioritize administrative cuts over cuts in direct services.

31 D. This budget implements the council’s policies for services that must take the
32 highest priority and for those services that are mandated by the state or the county’s
33 voter-approved charter.

34 E. This budget also implements many of the recommendations issued on June 25
35 by the budget advisory task force, a thirteen-member citizen panel that examined the
36 programs and agencies supported by the county’s current expense fund.

37 F. Our first priority is public safety, which is to be met by ensuring that resources
38 are available for the foreseeable future for law enforcement in the unincorporated area,
39 the county court system, the punishment of criminals and the reduction of crime. Yet the

40 council recognizes that without reductions in operational costs, by 2009 the costs of the
41 county's criminal justice system would entirely consume the current expense fund.

42 G. By Ordinance 13916, the council created the Juvenile Justice Operational
43 Master Plan in 2000 to help reduce juvenile crime while saving several million dollars in
44 the system. This budget continues to invest in these programs that improve quality of life
45 for our citizens and youth while also reducing costs. 2004 will be the fourth year in a
46 row the county has benefited from savings in the costs of juvenile detention and
47 probation and invested a portion of the savings in further prevention efforts.

48 H. By Ordinance 14430, the council created the Adult Justice Operational Master
49 Plan (AJOMP) in June 2002 to help free up jail space and save money through such
50 alternatives as drug court, mental health court and driver relicensing programs. In 2003,
51 investments were made in programs and services that reduce recidivism. Council
52 oversight led to a multiyear redesign of jail health services that achieved cost savings in
53 psychiatric services. An initial design of an electronic medical records system that will
54 create additional operational savings is underway in the future. As a result of these
55 investments, while the state and other counties wrestle with jail overcrowding and early
56 release of inmates, King County has seen a twenty-percent reduction in the average daily
57 population in adult detention over the past two years, and a fifty-percent reduction in
58 juvenile detention population over the last four years, all while containing costs and
59 maintaining public safety.

60 I. By Motion 11491, the council called on the county's law, safety and justice
61 agencies to work with the council to find ways to reduce operational costs over the next

62 two years, develop alternatives to current practices and expand treatment options.

63 Motion 11491 is reinforced by a recommendation from the budget advisory task force.

64 J. Consistent with the county's commitment to aggressive investigation and
65 prosecution in the case of *State v. Ridgway* and the protection of the defendant's right to a
66 fair trial, the executive transmitted his proposed budget with the expectation that the
67 county would need to spend \$6 million in 2004 on the Green River serial murder
68 investigation and the scheduled trial. On November 5, during the council's budget
69 deliberations, Gary Leon Ridgway entered a plea of guilty to forty-eight counts of
70 aggravated murder, resolving most of the outstanding Green River cases. This budget
71 places much of the proposed expenditures in reserve and anticipates the prosecutor,
72 public defender and sheriff will provide the council early in 2004 with revised plans for
73 full resolution of this case. Any funds that are not needed for the case will be placed in
74 reserve to mitigate the impact of future criminal justice budget cuts. This mitigation fund
75 will allow King County to preserve essential criminal justice services that would
76 otherwise be reduced to meet our out-year budget shortfalls.

77 K. This budget preserves King County's commitment to health and human
78 services, both for state-funded and mandated services and for discretionary regional and
79 local services. Last year, the council committed to do all it can to maintain a base of
80 critical regional and local services not covered by state and federal sources. This budget
81 maintains and enhances this commitment.

82 L. Consistent with public testimony at five special meetings that showed that
83 citizens expect the county to provide both mandated and nonmandated services, this
84 budget augments those mandated programs with \$20.5 million from the current expense,

85 children and family set-aside and criminal justice funds. These discretionary funds
86 enhance critical health and human services that serve the most vulnerable populations
87 that would otherwise go unserved.

88 M. By Ordinance 13629, the council has established policies that guide the
89 priorities for county funding of health and human services. The county's highest priority
90 is providing for those health and human services that reduce other governmental and
91 social costs, primarily criminal justice costs.

92 N. Consistent with the budget advisory task force recommendation for
93 transparency, almost all discretionary human services expenditures paid for with county
94 funds are now consolidated into one fund. This action will enable the county to track its
95 commitment to maintaining a base level of human services over time, hold the county
96 accountable for meeting that commitment, and make expenditures and results visible to
97 the public.

98 O. The council will continue to work with providers and other jurisdictions in
99 2004 to develop a long-term funding source for health and human services.

100 P. This budget also reinvests savings from reduced jail population in cost-
101 effective health and human services programs that help reduce involvement in the
102 criminal justice system while at the same time preserving public safety.

103 Q. Consistent with the state Growth Management Act and a key recommendation
104 from the budget advisory task force, this budget supports an initiative to encourage
105 annexation of the remaining urban unincorporated areas of the county. To accomplish
106 that goal, this budget reserves funds in the current expense fund, the county road fund
107 and the real estate excise tax fund, provides funding for public outreach and negotiations,

108 and the authority to use staff resources from the department of natural resources and
109 parks and the department of transportation. To ensure a collaborative working
110 relationship between the council and executive, this budget contains language requesting
111 the executive to:

- 112 1. Identify the vision and goals for each annexation;
- 113 2. Identify the management responsibility and submit implementation plans for
114 the council's review and approval; and
- 115 3. Produce and deliver a fiscal impact analysis for council review and approval
116 before release of any of the reserve funds.

117 R. Consistent with recommendations from the property expert review task force
118 and the budget advisory task force, this budget demonstrates the county's policy-driven
119 commitment to improving the use and management of the county's portfolio of assets, a
120 process that began with the reorganization of the facilities management division and
121 continued with the development of an asset management program in the wastewater
122 treatment division. The nine-hundred-twenty-acre Cedar Hills property is another
123 valuable part of the portfolio of assets belonging to the county as a whole.

124 S. The budget continues this policy of prudent and responsible business decisions
125 by implementing an annual payment of \$7 million, from the solid waste fund to the
126 county's current expense fund for the solid waste utility's use of the Cedar Hills property
127 as a landfill operation. This property was acquired by King County in exchange for a
128 general county promise to indemnify the state of Washington from liabilities from the
129 site. The county has a responsibility to ensure appropriate payment, both for the benefit
130 received by the solid waste utility and for the county's shouldering of long-term

131 responsibility for management of this asset. The payment from the solid waste fund for
132 the use of this asset is consistent with county financial policies and practices and is
133 consistent with the state Accountancy Act, which restricts one fund from arbitrarily
134 benefiting another.

135 T. The payment from the solid waste division to the current expense fund is
136 supported both by a professional appraisal and by a legal opinion from the King County
137 prosecuting attorney, which cites both state law and opinions of the state Attorney
138 General.

139 U. Consistent with the budget advisory task force recommendation to increase
140 investment in central systems technology and the council-adopted strategic technology
141 plan, this budget invests in those technology projects that are backed by sound business
142 plans and that leverage the most savings and efficiencies. Funding for other technology
143 projects in the executive proposed budget are held in reserve pending further review of
144 their business plans in collaboration between the council and the executive.

145 V. During the council's budget deliberations, the Washington state Supreme
146 Court on October 30, 2003 upheld the constitutionality of Initiative 776, removing the
147 county's \$15 vehicle license fee as a revenue source for roads construction. The loss of
148 this revenue invalidates the assumptions on which the county's six-year Roads Capital
149 Improvement Program (CIP) was prepared, and will likely result in the elimination or
150 reduction in the issuance of \$80 million in bonds for construction of new roads and the
151 loss of eligibility for another \$100 million or more in state and federal grants. This
152 adopted budget therefore includes the six-year CIP as originally proposed by the
153 executive with some council changes, including a \$9.6 million negative appropriation in

154 2004 and similar \$4.8 million negative appropriations in each of the other years of the
155 six-year CIP, with the expectation that the executive will submit to the council by
156 February 2004 a revised six-year roads CIP and a revised proposal for road fund
157 annexation reserves.

158 W. The metropolitan King County council has determined that both mandatory
159 duties and discretionary services for the most fragile members of our society are at the
160 heart of a regional system of governance. It is the intent of this body that its policies be
161 implemented through this budget.

162 SECTION 2. The 2004 Annual Budget is hereby adopted and, subject to the
163 provisions hereinafter set forth and the several amounts hereinafter specified or so much
164 thereof as shall be sufficient to accomplish the purposes designated, appropriations are
165 hereby authorized to be distributed for salaries, wages and other expenses of the various
166 agencies and departments of King County, for capital improvements and for other
167 specified purposes for the fiscal year beginning January 1, 2004, and ending December
168 31, 2004, out of the several funds of the county hereinafter named and set forth in the
169 following sections:

170 SECTION 3. Notwithstanding the provisions of section 2 of this ordinance,
171 sections 122, 123, 124, 125 and 126 of this ordinance shall become effective ten days
172 after the executive's approval of this ordinance as provided in the King County Charter.

173 SECTION 4. COUNTY COUNCIL - From the current expense fund there is
174 hereby appropriated to:

175	County Council	\$5,679,506
176	The maximum number of FTEs for county council shall be:	64.00

177 SECTION 5. COUNCIL ADMINISTRATION - From the current expense fund

178 there is hereby appropriated to:

179 Council Administration \$6,893,209

180 The maximum number of FTEs for council administration shall be: 57.00

181 ER1 EXPENDITURE RESTRICTION:

182 Of this appropriation, \$50,000 shall be expended to contract with a consultant to
183 assist the North Highline Unincorporated Area Council in its review of governance
184 options.

185 SECTION 6. HEARING EXAMINER - From the current expense fund there is

186 hereby appropriated to:

187 Hearing Examiner \$575,496

188 The maximum number of FTEs for hearing examiner shall be: 5.00

189 SECTION 7. COUNCIL AUDITOR - From the current expense fund there is

190 hereby appropriated to:

191 Council Auditor \$1,195,234

192 The maximum number of FTEs for council auditor shall be: 11.00

193 ER1 EXPENDITURE RESTRICTION:

194 Of this appropriation, \$75,000 shall be expended solely for independent analysis
195 for the regional policy committee's work program.

196 ER2 EXPENDITURE RESTRICTION

197 Of this appropriation, \$50,000 shall be expended solely to assist the cities of
198 Auburn and Enumclaw by providing additional resources for public outreach and analysis
199 of the executive's annexation strategy.

200 SECTION 8. OMBUDSMAN/TAX ADVISOR - From the current expense fund
201 there is hereby appropriated to:

202 Ombudsman/Tax Advisor \$793,391

203 The maximum number of FTEs for ombudsman/tax advisor shall be: 9.00

204 SECTION 9. KING COUNTY CIVIC TELEVISION - From the current expense
205 fund there is hereby appropriated to:

206 King County Civic Television \$581,527

207 The maximum number of FTEs for King County civic television shall be: 7.00

208 SECTION 10. BOARD OF APPEALS - From the current expense fund there is
209 hereby appropriated to:

210 Board of Appeals \$533,019

211 The maximum number of FTEs for board of appeals shall be: 4.00

212 SECTION 11. COUNTY EXECUTIVE - From the current expense fund there is
213 hereby appropriated to:

214 County Executive \$277,993

215 The maximum number of FTEs for county executive shall be: 2.00

216 SECTION 12. OFFICE OF THE EXECUTIVE - From the current expense fund
217 there is hereby appropriated to:

218 Office of the Executive \$3,084,904

219 The maximum number of FTEs for office of the executive shall be: 24.00

220 SECTION 13. OFFICE OF MANAGEMENT AND BUDGET - From the current
221 expense fund there is hereby appropriated to:

222 Office of Management and Budget \$4,353,057

223 The maximum number of FTEs for office of management and budget shall be: 41.00

224 P1 PROVIDED THAT:

225 Of this appropriation, \$185,000 may be expended only on annexation activities,
226 and of this amount, \$100,000 shall not be expended until after the council reviews and
227 approves by motion a vision and goals statement and an implementation plan for the
228 annexation strategy. The vision and goals statement should clearly articulate what policy
229 goals the annexation strategy will achieve, and should be supported by: (1) a description
230 of the problem that is being addressed; (2) the reasons the county should expedite
231 annexations and what benefits will be received; and (3) the rationale for using current
232 expense fund and capital funds as incentives.

233 The implementation plan should include a management plan and organizational
234 structure for the annexation strategy, including what new and existing resources will be
235 used in 2004, 2005 and 2006. The plan should also outline a schedule of tasks proposed
236 for the three-year period and show how the work is related to the 2004 Comprehensive
237 Plan update. The implementation plan should also identify: (1) the criteria the executive
238 will use to evaluate which areas should be annexed; (2) how the executive will identify
239 and evaluate the feasibility of annexations and the fiscal impacts on the county as
240 annexations occur; (3) a description of the plans for allocating capital reserves; and (4)
241 how the executive will measure and report performance.

242 It is the express intent of the council that the subsequent appropriation of any
243 reserve funds for the purpose of expediting annexations will be subject to the council's
244 review of an analysis of the short-term and long-term fiscal and service impacts of the

245 annexation. It is also the intent of the council to work with the executive to define a
246 process for executive and council staff collaboration on annexation issues.

247 The vision and goals statement, implementation plan and motion required to be
248 submitted by this proviso must be filed in the form of 15 copies with the clerk of the
249 council, who will retain the original and will forward copies to each councilmember and
250 to the lead staff for the committee of the whole or its successor.

251 P2 PROVIDED FURTHER THAT:

252 Of this appropriation, \$25,000 shall not be expended or encumbered until the
253 office of management and budget, in coordination with the department of development
254 and environmental services and the King County prosecuting attorney's office, develops
255 and submits to the council a proposal for a pilot program to allow one or more cities to
256 conduct permitting, and/or administrative reviews within their respective potential
257 annexation area as a means of providing an incentive for annexation. The proposal shall
258 include a detailed analysis of the costs, benefits and legal issues associated with
259 transferring review authority and shall be accompanied by an ordinance proposing any
260 code changes needed to establish the pilot program. The proposal shall be filed in the
261 form of 15 copies with the clerk of the council, who will retain the original and will
262 forward copies to each councilmember and to the lead staff of the growth management
263 and unincorporated areas committee or its successor.

264 P3 PROVIDED FURTHER THAT:

265 Of this appropriation, \$50,000 shall only be expended or encumbered after the
266 council has adopted a supplemental appropriations ordinance in 2004 associated with
267 *State v. Ridgway* and Green River Homicides Investigation after consideration of the

268 revised 2003 and 2004 *State v. Ridgway* and Green River Homicides Investigation budget
269 plans as detailed below. The office of management and budget shall transmit to the
270 council revised 2003 and 2004 budget plans, including agency plans, for *State v. Ridgway*
271 and the Green River Homicides Investigation no later than January 22, 2004, together
272 with a proposed supplemental appropriation ordinance making appropriate adjustments to
273 the 2004 budget. If the plans are not submitted by that date, appropriation authority for
274 this \$50,000 shall lapse and it shall revert to fund balance. The office of management
275 and budget shall submit the 2003 and 2004 budget plans using the report format that the
276 council adopted in Motion 11726. In addition to the expenditure, revenue and staffing
277 information required by the adopted report format, these plans shall also include: (1) a
278 description and schedule of the work plan for the remainder of the case and investigation;
279 (2) a description of how and when each position and cost center will be reduced; and (3)
280 a description of any revenue sources, including the schedule and requirements for
281 receiving the revenues and all possible alternative uses of the revenues.

282 Further, of this appropriation, \$50,000 shall only be expended or encumbered
283 after the office of management and budget has transmitted quarterly reports on actual
284 expenditures, revenue and staffing on the adopted report format to the council by April
285 30, July 30 and October 29, 2004, for the first, second and third quarter reports
286 respectively. If any of these deadlines is missed, appropriation authority for this \$50,000
287 shall lapse and it shall revert to fund balance.

288 The plans and reports required to be submitted by this proviso must be filed in
289 electronic format and in the form of 15 paper copies with the clerk of the council, who

290 will retain the original and will forward paper copies to each councilmember and to the
291 lead staff for the budget and fiscal management committee or its successor.

292 P4 PROVIDED FURTHER THAT:

293 Of this appropriation, \$25,000 shall only be expended or encumbered after review
294 and approval by motion by the council of a plan developed by the office of management
295 and budget in conjunction with the sheriff's office to identify the level and utilization of
296 regional services and local optional services provided by the sheriff to contracting cities
297 and other entities. The results of this work should identify if the costs of these services
298 are being fully recovered by the contracts. If not, the office of management and budget
299 will work with the sheriff's office to study the viability of amending the contracts or
300 scaling back the service and include this information in the required plan. The office of
301 management and budget shall submit the results of this work to the council by June 15,
302 2004.

303 The plans and reports required to be submitted by this proviso must be filed in
304 electronic format and in the form of 15 paper copies with the clerk of the council, who
305 will retain the original and will forward paper copies to each councilmember and to the
306 lead staff for the budget and fiscal management committee or its successor.

307 P5 PROVIDED FURTHER THAT:

308 Of this appropriation, \$25,000 shall only be expended or encumbered after review
309 and approval by motion by the council of a plan, based on the sheriff's office contract
310 model for city police services, developed by the office of management and budget in
311 conjunction with the sheriff's office to establish the level of police service in
312 unincorporated King County. The plan should identify each service, the actual service

313 level provided, and the direct and indirect costs of each service. This plan should be used
314 to establish the base level of budgeting for the sheriff's unincorporated services, which,
315 when combined with the sheriff's other contract work and regional responsibilities,
316 should determine the whole of the sheriff office's budget. The office of management and
317 budget shall submit this plan to the council by June 15, 2004

318 The plans and reports required to be submitted by this proviso must be filed in
319 electronic format and in the form of 15 paper copies with the clerk of the council, who
320 will retain the original and will forward paper copies to each councilmember and to the
321 lead staff for the budget and fiscal management committee or its successor.

322 SECTION 14. FINANCE - CX - From the current expense fund there is hereby
323 appropriated to:

324 Finance - CX \$2,471,442

325 SECTION 15. BUSINESS RELATIONS AND ECONOMIC DEVELOPMENT -

326 From the current expense fund there is hereby appropriated to:

327 Business Relations and Economic Development \$2,262,440

328 The maximum number of FTEs for

329 business relations and economic development shall be: 16.50

330 SECTION 16. SHERIFF - From the current expense fund there is hereby

331 appropriated to:

332 Sheriff \$102,231,659

333 The maximum number of FTEs for sheriff shall be: 951.00

334 P1 PROVIDED THAT:

335 Of this appropriation, \$351,669 shall only be expended on costs associated with
336 *State v. Ridgway* and/or the Green River Homicides Investigation. Further, of this
337 appropriation, \$100,000 shall only be expended or encumbered after the council has
338 adopted a supplemental appropriations ordinance in 2004 associated with *State v.*
339 *Ridgway* and Green River Homicides Investigation budget plans. The sheriff's office
340 shall submit to the office of management and budget revised 2003 and 2004 budget plans
341 for *State v. Ridgway* and the Green River Homicides Investigation as detailed below no
342 later than December 15, 2003. If the plans are not submitted by that date, appropriation
343 authority for this \$100,000 shall lapse and it shall revert to fund balance. The sheriff's
344 office shall submit the 2003 and 2004 budget plans using the report format that the
345 council adopted in Motion 11726. In addition to the expenditure, revenue and staffing
346 information required by the adopted report format, these plans shall also include: (1) a
347 description and schedule of the work plan for the remainder of the case and investigation;
348 (2) a description of how and when each position and cost center will be reduced; and (3)
349 a description of any revenue sources, including the schedule and requirements for
350 receiving the revenues and all possible alternative uses of the revenues. The office of
351 management and budget shall compile the information from all agency plans and shall
352 forward them, along with an ordinance making appropriate adjustments to the 2004
353 budget, to the council no later than January 22, 2004.

354 Further, of this appropriation, \$100,000 shall only be expended or encumbered
355 after the sheriff's office submits quarterly reports on actual expenditures, revenue and
356 staffing on the adopted report format to the office of management and budget by April
357 15, July 15 and October 15, 2004 for the first, second and third quarter reports

358 respectively. If any of these deadlines is missed, appropriation authority for this
359 \$100,000 shall lapse and it shall revert to fund balance. The executive shall forward the
360 reports to the council by April 30, July 30 and October 29, 2004, respectively.

361 The plans and reports required to be submitted by this proviso must be filed in
362 electronic format and in the form of 15 paper copies with the clerk of the council, who
363 will retain the original and will forward paper copies to each councilmember and to the
364 lead staff for the budget and fiscal management committee or its successor.

365 P2 PROVIDED FURTHER THAT:

366 Of this appropriation, \$75,000 shall only be expended or encumbered after
367 review and approval by motion by the council of a plan developed by the office of
368 management and budget in conjunction with the sheriff's office to identify the level and
369 utilization of regional services and local optional services provided by the sheriff to
370 contracting cities and other entities. The results of this work should identify if the costs
371 of these services are being fully recovered by the contracts. If not, the office of
372 management and budget will work with the sheriff's office to study the viability of
373 changing the contracts or scaling back the service and include this information in the
374 required plan. The office of management and budget shall submit the results of work to
375 the council by June 15, 2004.

376 The plans and reports required to be submitted by this proviso must be filed in
377 electronic format and in the form of 15 paper copies with the clerk of the council, who
378 will retain the original and will forward paper copies to each councilmember and to the
379 lead staff for the budget and fiscal management committee or its successor.

380 P3 PROVIDED FURTHER THAT:

381 Of this appropriation, \$75,000 shall only be expended or encumbered after review
382 and approval by motion by the council of a plan, based on the sheriff's office contract
383 model for city police services, developed by the office of management and budget in
384 conjunction with the sheriff's office to establish the level of police service in
385 unincorporated King County. The plan should identify each service, the actual service
386 level provided, and the direct and indirect costs of each service. This plan should be used
387 to establish the base level of budgeting for the sheriff's unincorporated services, which,
388 when combined with the sheriff's other contract work and regional responsibilities,
389 should determine the whole of the sheriff office's budget. The office of management and
390 budget shall submit this plan to the council by June 15, 2004

391 The plans and reports required to be submitted by this proviso must be filed in
392 electronic format and in the form of 15 paper copies with the clerk of the council, who
393 will retain the original and will forward paper copies to each councilmember and to the
394 lead staff for the budget and fiscal management committee or its successor.

395 SECTION 17. DRUG ENFORCEMENT FORFEITS - From the current expense
396 fund there is hereby appropriated to:

397 Drug Enforcement Forfeits	\$620,799
---	-----------

398 The maximum number of FTEs for drug enforcement forfeits shall be:	2.00
--	------

399 SECTION 18. OFFICE OF EMERGENCY MANAGEMENT - From the current
400 expense fund there is hereby appropriated to:

401 Office of Emergency Management	\$1,129,350
--	-------------

402 The maximum number of FTEs for	
403 office of emergency management shall be:	5.00

404 SECTION 19. EXECUTIVE SERVICES - ADMINISTRATION - From the
405 current expense fund there is hereby appropriated to:

406 Executive Services - Administration \$1,832,830

407 The maximum number of FTEs for executive services - administration shall be: 17.00

408 SECTION 20. HUMAN RESOURCES MANAGEMENT - From the current
409 expense fund there is hereby appropriated to:

410 Human Resources Management \$6,805,531

411 The maximum number of FTEs for human resources management shall be: 63.50

412 SECTION 21. CABLE COMMUNICATIONS - From the current expense fund
413 there is hereby appropriated to:

414 Cable Communications \$316,905

415 The maximum number of FTEs for cable communications shall be: 2.00

416 ER1 EXPENDITURE RESTRICTION:

417 Subject to the receipt of sufficient funds from a settlement agreement with
418 Comcast Inc., \$15,000 of this appropriation shall be expended solely for a survey of cable
419 television subscribers in unincorporated King County to learn about their viewing
420 preferences and patterns for public education and government channels. The survey
421 should include questions about satisfaction with cable television and modem services.

422 ER2 EXPENDITURE RESTRICTION:

423 Subject to the receipt of sufficient funds from a settlement agreement with
424 Comcast Inc., of this appropriation, \$65,000 shall be expended solely for a contract for
425 services with the Seattle Community Access Network (SCAN). The county's funds may
426 only be used for acquisition of digital broadcast and related equipment including but not

427 limited to installation and wiring expenses. In return, SCAN will make available
428 recording studio facilities, recording and broadcast equipment and technical assistance to
429 residents, community groups, nonprofits and other entities located in unincorporated
430 King County on the same basis that they make these facilities and services available to
431 comparable individuals and groups located in the city of Seattle.

432 SECTION 22. PROPERTY SERVICES - From the current expense fund there is
433 hereby appropriated to:

434 Property Services \$2,435,264

435 The maximum number of FTEs for property services shall be: 28.00

436 ER1 EXPENDITURE RESTRICTION:

437 Consistent with the policies established in the 1998 Budget Ordinance, Ordinance
438 12926, any excess proceeds from the sale of the Kingdome property known as the
439 Johnson Building, after meeting the requirements of Ordinance 13262 to support the
440 housing opportunity fund, shall be used only for the acquisition, development,
441 maintenance and operation of outdoor sports fields for youth and dedicated to the youth
442 sports facility grant fund as an endowment reserve.

443 P1 PROVIDED THAT:

444 Of this appropriation, \$500,000 shall only be expended or encumbered after the
445 council has adopted an ordinance authorizing the sale of surplus property, known as the
446 Johnson Building, and directing deposit of the net proceeds to the proper county fund or
447 account in accordance with K.C.C. 4.56.130.

448 SECTION 23. FACILITIES MANAGEMENT--CX - From the current expense
449 fund there is hereby appropriated to:

450 Facilities Management--CX \$1,715,071

451 The maximum number of FTEs for
452 facilities management--CX shall be: 33.40

453 SECTION 24. RECORDS, ELECTIONS AND LICENSING SERVICES - From
454 the current expense fund there is hereby appropriated to:

455 Records, Elections and Licensing Services \$21,082,257

456 The maximum number of FTEs for
457 records, elections and licensing services shall be: 151.38

458 P1 PROVIDED THAT:

459 The animal control authority canvassing program shall adhere to the policies
460 outlined in the Animal Control Customer Service and Field Canvassing for Pet Licensing
461 Report adopted in Motion 11725.

462 SECTION 25. PROSECUTING ATTORNEY - From the current expense fund
463 there is hereby appropriated to:

464 Prosecuting Attorney \$43,023,297

465 The maximum number of FTEs for prosecuting attorney shall be: 466.10

466 P1 PROVIDED THAT:

467 Of this appropriation, \$295,323 shall only be expended on costs associated with
468 *State v. Ridgway* and/or the Green River Homicides Investigation. Further, of this
469 appropriation, \$100,000 shall only be expended or encumbered after the council has
470 adopted a supplemental appropriations ordinance in 2004 associated with *State v.*
471 *Ridgway* and Green River Homicides Investigation budget plans. The prosecuting
472 attorney's office shall submit to the office of management and budget revised 2003 and

473 2004 budget plans for *State v. Ridgway* and the Green River Homicides Investigation as
474 detailed below no later than December 15, 2003. If the plans are not submitted by that
475 date, appropriation authority for this \$100,000 shall lapse and it shall revert to fund
476 balance. The prosecuting attorney's office shall submit the 2003 and 2004 budget plans
477 using the report format that the council adopted in Motion 11726. In addition to the
478 expenditure, revenue and staffing information required by the adopted report format,
479 these plans shall also include: (1) a description and schedule of the work plan for the
480 remainder of the case and investigation; (2) a description of how and when each position
481 and cost center will be reduced; and (3) a description of any revenue sources, including
482 the schedule and requirements for receiving the revenues and all possible alternative uses
483 of the revenues. The office of management and budget shall compile the information
484 from all agency plans and shall forward them, along with an ordinance making
485 appropriate adjustments to the 2004 budget, to the council no later than January 22, 2004.

486 Further, of this appropriation, \$100,000 shall only be expended or encumbered
487 after the prosecuting attorney's office submits quarterly reports on actual expenditures,
488 revenue and staffing on the adopted report format to the office of management and
489 budget by April 15, July 15 and October 15, 2004, for the first, second and third quarter
490 reports respectively. If any of these deadlines is missed, appropriation authority for this
491 \$100,000 shall lapse and it shall revert to fund balance. The executive shall forward the
492 reports to the council by April 30, July 30 and October 29, 2004, respectively.

493 The plans and reports required to be submitted by this proviso must be filed in
494 electronic format and in the form of 15 paper copies with the clerk of the council, who

495 will retain the original and will forward paper copies to each councilmember and to the
496 lead staff for the budget and fiscal management committee or its successor.

497 SECTION 26. PROSECUTING ATTORNEY ANTIPROFITEERING - From the
498 current expense fund there is hereby appropriated to:

499 Prosecuting Attorney Antiprofitteering \$100,088

500 SECTION 27. SUPERIOR COURT - From the current expense fund there is
501 hereby appropriated to:

502 Superior Court \$33,081,536

503 The maximum number of FTEs for superior court shall be: 362.25

504 ER1 EXPENDITURE RESTRICTION:

505 Of this appropriation, \$50,000 shall be expended solely for the following
506 program: the restorative justice program of the vocational education service training
507 (VEST). The superior court's juvenile probation department, community program unit
508 shall contract with the restorative justice program to provide comprehensive employment
509 preparation training and community restitution opportunities for court involved youth in
510 southeast Seattle.

511 P1 PROVIDED THAT:

512 Of this appropriation, \$101,471 shall only be expended on costs associated with
513 *State v. Ridgway* and/or the Green River Homicides Investigation. Further, of this
514 appropriation, \$100,000 shall only be expended or encumbered after the council has
515 adopted a supplemental appropriations ordinance in 2004 associated with *State v.*
516 *Ridgway* and Green River Homicides Investigation budget plans. The superior court
517 shall submit to the office of management and budget revised 2003 and 2004 budget plans

518 for *State v. Ridgway* and the Green River Homicides Investigation as detailed below no
519 later than December 15, 2003. If the plans are not submitted by that date, appropriation
520 authority for this \$100,000 shall lapse and it shall revert to fund balance. The superior
521 court shall submit the 2003 and 2004 budget plans using the report format that the
522 council adopted in Motion 11726. In addition to the expenditure, revenue, and staffing
523 information required by the adopted report format for both the superior court and the
524 department of judicial administration, these plans shall also include: (1) a description and
525 schedule of the work plan for the remainder of the case and investigation; (2) a
526 description of how and when each position and cost center will be reduced; and (3) a
527 description of any revenue sources, including the schedule and requirements for receiving
528 the revenues and all possible alternative uses of the revenues. The office of management
529 and budget shall compile the information from all agency plans and shall forward them,
530 along with an ordinance making appropriate adjustments to the 2004 budget, to the
531 council no later than January 22, 2004.

532 Further, of this appropriation, \$100,000 shall only be expended or encumbered
533 after the superior court submits quarterly reports on actual expenditures, revenue and
534 staffing on the adopted report format to the office of management and budget by April
535 15, July 15 and October 15, 2004 for the first, second and third quarter reports
536 respectively. If any of these deadlines is missed, appropriation authority for this
537 \$100,000 shall lapse and it shall revert to fund balance. The executive shall forward the
538 reports to the council by April 30, July 30 and October 29, 2004 respectively.

539 The plans and reports required to be submitted by this proviso must be filed in
540 electronic format and in the form of 15 paper copies with the clerk of the council, who

541 will retain the original and will forward paper copies to each councilmember and to the
542 lead staff for the budget and fiscal management committee or its successor.

543 SECTION 28. DISTRICT COURT - From the current expense fund there is
544 hereby appropriated to:

545 District Court \$19,087,522

546 The maximum number of FTEs for district court shall be: 206.85

547 ER1 EXPENDITURE RESTRICTION:

548 Of this appropriation, \$326,623 shall only be expended on the Dispute Resolution
549 Center.

550 SECTION 29. JUDICIAL ADMINISTRATION - From the current expense fund
551 there is hereby appropriated to:

552 Judicial Administration \$14,895,603

553 The maximum number of FTEs for judicial administration shall be: 204.50

554 ER1 EXPENDITURE RESTRICTION:

555 Of this appropriation, \$25,795 shall only be expended on costs associated with
556 State v. *Ridgway* and/or the Green River Homicides Investigation.

557 SECTION 30. STATE AUDITOR - From the current expense fund there is
558 hereby appropriated to:

559 State Auditor \$622,512

560 SECTION 31. BOUNDARY REVIEW BOARD - From the current expense fund
561 there is hereby appropriated to:

562 Boundary Review Board \$232,106

563 The maximum number of FTEs for boundary review board shall be: 2.00

564 SECTION 32. MEMBERSHIPS AND DUES - From the current expense fund

565 there is hereby appropriated to:

566 Memberships and Dues \$473,441

567 SECTION 33. SALARY AND WAGE CONTINGENCY - From the current

568 expense fund there is hereby appropriated to:

569 Salary and Wage Contingency \$3,600,000

570 SECTION 34. EXECUTIVE CONTINGENCY - From the current expense fund

571 there is hereby appropriated to:

572 Executive Contingency \$2,000,000

573 SECTION 35. INTERNAL SUPPORT - From the current expense fund there is

574 hereby appropriated to:

575 Internal Support \$8,454,282

576 SECTION 36. ASSESSMENTS - From the current expense fund there is hereby

577 appropriated to:

578 Assessments \$16,898,902

579 The maximum number of FTEs for assessments shall be: 229.00

580 SECTION 37. HUMAN SERVICES CX TRANSFERS - From the current

581 expense fund there is hereby appropriated to:

582 Human Services CX Transfers \$15,984,596

583 SECTION 38. GENERAL GOVERNMENT CX TRANSFERS - From the

584 current expense fund there is hereby appropriated to:

585 General Government CX Transfers \$1,710,505

586 SECTION 39. PUBLIC HEALTH AND EMERGENCY MEDICAL SERVICES

587 CX TRANSFERS - From the current expense fund there is hereby appropriated to:

588 Public Health And Emergency Medical Services CX Transfers \$12,796,475

589 SECTION 40. PHYSICAL ENVIRONMENT CX TRANSFERS - From the

590 current expense fund there is hereby appropriated to:

591 Physical Environment CX Transfers \$5,658,086

592 SECTION 41. CIP CX TRANSFERS - From the current expense fund there is

593 hereby appropriated to:

594 CIP CX Transfers \$20,846,719

595 SECTION 42. JAIL HEALTH - From the current expense fund there is hereby

596 appropriated to:

597 Jail Health \$19,750,456

598 The maximum number of FTEs for jail health shall be: 153.60

599 ER1 EXPENDITURE RESTRICTION:

600 Of this appropriation, \$209,520 shall be expended solely for 3.00 FTE chemical
601 dependency counselors to provide treatment readiness services to participants in the
602 Community Center for Accountability Program.

603 SECTION 43. ADULT AND JUVENILE DETENTION - From the current

604 expense fund there is hereby appropriated to:

605 Adult and Juvenile Detention \$89,047,572

606 The maximum number of FTEs for adult and juvenile detention shall be: 937.86

607 ER1 EXPENDITURE RESTRICTION:

608 Of this appropriation, \$977,942 and 14.0 FTEs shall only be expended after the
609 executive certifies to the council that he has entered into a contract with the state
610 providing for reimbursement from the state for inmates held under the Offender
611 Accountability Act.

612 **ER2 EXPENDITURE RESTRICTION:**

613 Of this appropriation, \$85,000 and 1.0 TLT shall be spent solely for the Helping
614 Hands Initiative. The initiative shall include the employment of a community service
615 coordinator within the department's community corrections division. In addition, the
616 coordinator shall work with organizations such as the United Way to identify community
617 organizations that need volunteers or have other options for community service. The
618 coordinator shall compile a directory of community service options and use the directory
619 to provide links for offenders. Of the department's total appropriation, \$250,000 shall
620 not be expended or encumbered until the executive certifies that this new initiative is
621 operational.

622 **ER3 EXPENDITURE RESTRICTION:**

623 Of this appropriation, \$70,000 shall be spent solely for a half-time work crew in
624 the White Center/Boulevard Park area. This work crew shall provide general services
625 within the White Center/Boulevard Park area and should coordinate the crew's work
626 activities with code enforcement officers from the department of development and
627 environmental services and the White Center Community Development Association.
628 This work crew is funded with general CX revenues and the council has earmarked CX
629 revenue for this work crew in the CX financial plan. Of the department's total

630 appropriation, \$250,000 shall not be expended or encumbered until the executive certifies
631 in writing that this work crew is operational.

632 ER4 EXPENDITURE RESTRICTIONS:

633 Of this appropriation, \$85,000 shall only be expended for a contract with the
634 Central Area Motivation Project for relicensing efforts.

635 ER5 EXPENDITURE RESTRICTION:

636 Of this appropriation, \$80,000 shall only be expended for a contract with the NW
637 Labor Employment & Law Office for relicensing efforts.

638 P1 PROVIDED THAT:

639 Of this appropriation, \$100,000 shall be spent or encumbered only after the
640 department of adult and juvenile detention transmits for the review and approval of the
641 council by motion its report of the operational master plan for King County secure
642 detention. In addition, the department shall transmit with the final report, its plans for
643 implementing the consultant's recommendations. The department shall transmit the
644 completed report and plans by April 1, 2004.

645 The report required to be submitted by this proviso must be filed in the form of 15
646 copies with the clerk of the council, who will retain the original and will forward copies
647 to each councilmember and to the lead staff for law, justice and human services
648 committee or its successor.

649 SECTION 44. OFFICE OF THE PUBLIC DEFENDER - From the current
650 expense fund there is hereby appropriated to:

651 Office of the Public Defender \$32,942,874

652 The maximum number of FTEs for office of the public defender shall be: 25.50

653 P1 PROVIDED THAT:

654 It is the intent of the council that contracts with nonprofit corporations for public
655 defense services should not be terminated except for cause. Nonprofit corporations
656 contracting to perform public defense services shall be independent contractors and shall
657 possess all rights under Washington state law associated with independent contracting.
658 Attorneys' performance of legal services shall be fundamentally guided by Rules of
659 Professional Conduct approved and adopted by the Washington state Supreme Court.

660 P2 PROVIDED FURTHER THAT:

661 Of this appropriation, \$318,771 shall only be expended on costs associated with
662 *State v. Ridgway* and/or the Green River Homicides Investigation. Further, of this
663 appropriation, \$100,000 shall only be expended or encumbered after the council has
664 adopted a supplemental appropriations ordinance in 2004 associated with *State v.*
665 *Ridgway* and Green River Homicides Investigation budget plans. The office of the public
666 defender shall submit to the office of management and budget revised 2003 and 2004
667 budget plans for *State v. Ridgway* and the Green River Homicides Investigation as
668 detailed below no later than December 15, 2003. If the plans are not submitted by that
669 date, appropriation authority for this \$100,000 shall lapse and it shall revert to fund
670 balance. The office of the public defender shall submit the 2003 and 2004 budget plans
671 using the report format that the council adopted in Motion 11726. In addition to the
672 expenditure, revenue and staffing information required by the adopted report format,
673 these plans shall also include: (1) a description and schedule of the work plan for the
674 remainder of the case and investigation; (2) a description of how and when each position
675 and cost center will be reduced; and (3) a description of any revenue sources, including

676 the schedule and requirements for receiving the revenues and all possible alternative uses
677 of the revenues. The office of management and budget shall compile the information
678 from all agency plans and shall forward them, along with an ordinance making
679 appropriate adjustments to the 2004 budget, to the council no later than January 22, 2004.

680 Further, of this appropriation, \$100,000 shall only be expended or encumbered
681 after the office of the public defender submits quarterly reports on actual expenditures,
682 revenue and staffing on the adopted report format to the office of management and
683 budget by April 15, July 15 and October 15, 2004, for the first, second and third quarter
684 reports respectively. If any of these deadlines is missed, appropriation authority for this
685 \$100,000 shall lapse and it shall revert to fund balance. The executive shall forward the
686 reports to the council by April 30, July 30 and October 29, 2004, respectively.

687 The plans and reports required to be submitted by this proviso must be filed in
688 electronic format and in the form of 15 paper copies with the clerk of the council, who
689 will retain the original and will forward paper copies to each councilmember and to the
690 lead staff for the budget and fiscal management committee or its successor.

691 SECTION 45. SALES TAX RESERVE CONTINGENCY - From the sales tax
692 reserve contingency fund there is hereby appropriated to:

693 Sales Tax Reserve Contingency \$3,920,150

694 SECTION 46. COMMUNITY SERVICES DIVISION - From the children and
695 family set-aside fund there is hereby appropriated to:

696 Community Services Division \$8,400,112

697 The maximum number of FTEs for sales tax reserve contingency shall be: 19.06

698 ER1 EXPENDITURE RESTRICTION:

Ordinance 14797

699 Of this appropriation, \$1,183,109 shall be expended solely for contracts with the
700 following programs:

701	Children's Response Center	\$67,104
702	Crisis Clinic	\$94,000
703	Elder Friends	\$5,000
704	Food Lifeline	\$110,000
705	Fremont Public Association Home Counseling Program	\$39,000
706	Fremont Public Association MLK Vista Volunteer Corps	\$28,000
707	Greenwood Senior Activity Center	\$5,000
708	Highline Senior Center	\$45,872
709	Northshore Adult Day Health Services	\$29,957
710	Northwest Senior Activity Center	\$10,000
711	Shoreline Adult Day Health Services	\$16,676
712	Unemployment Law Project	\$25,000
713	Women's Advisory Board	\$15,000
714	Woodinville Adult Day Health Services	\$15,000
715	African-American Community Health Network	\$25,000

716 This amount shall not be expended or encumbered until a minimum
717 of \$25,000 in matching funds is secured for these services from noncounty
718 sources such as federal, state or other local jurisdictions or through private
719 fundraising.

720	Cannon House Assisted Living Facility capital grant	\$100,000
721	Central Area Motivation Project	\$75,000

Ordinance 14797

722	Crisis Clinic 211 Line	\$25,000
723	Development of Island Teens (DO IT)	\$10,000
724	Economic Development Council	\$30,000
725	Fremont Public Association Poverty Action Network Program	\$32,500
726	Fremont Public Association for the Working Wheels Program	\$30,000
727	Friends of the Trail	\$10,000
728	Granny's Attic	\$5,000
729	Groundswell Northwest for Greenwood Park	\$20,000
730	Lazarus Day Center	\$35,000
731	Neighborhood House Eviction Prevention Services Program	\$50,000
732	Pacific Science Center	\$78,000
733	Phinney Neighborhood Association for Linden Orchards	\$30,000
734	Pike Place Market Medical Clinic	\$67,000
735	WSU Cooperative Extension King County Food \$ense Project	\$50,000
736	Youth Eastside Services	\$25,000

737 SECTION 47. CFSA TRANSFERS - From the children and family set-aside

738 fund there is hereby appropriated to:

739	CFSA Transfers	\$7,294,913
-----	----------------	-------------

740 SECTION 48. INMATE WELFARE - ADULT - From the inmate welfare fund

741 there is hereby appropriated to:

742	Inmate Welfare - Adult	\$1,153,223
-----	------------------------	-------------

743 SECTION 49. INMATE WELFARE - JUVENILE - From the inmate welfare

744 fund there is hereby appropriated to:

745 Inmate Welfare - Juvenile \$45,000

746 SECTION 50. OFFICE OF MANAGEMENT AND BUDGET/CJ - From the
747 criminal justice fund there is hereby appropriated to:

748 Office of Management and Budget/CJ \$747,027

749 SECTION 51. SHERIFF/CJ - From the criminal justice fund there is hereby
750 appropriated to:

751 Sheriff/CJ \$2,595,846

752 The maximum number of FTEs for sheriff/CJ shall be: 47.00

753 SECTION 52. PROSECUTING ATTORNEY/CJ - From the criminal justice
754 fund there is hereby appropriated to:

755 Prosecuting Attorney/CJ \$2,934,559

756 The maximum number of FTEs for prosecuting attorney/CJ shall be: 39.00

757 SECTION 53. SUPERIOR COURT/CJ - From the criminal justice fund there is
758 hereby appropriated to:

759 Superior Court/CJ \$1,776,602

760 The maximum number of FTEs for superior court/CJ shall be: 21.50

761 SECTION 54. DISTRICT COURT/CJ - From the criminal justice fund there is
762 hereby appropriated to:

763 District Court/CJ \$1,181,624

764 The maximum number of FTEs for district court/CJ shall be: 22.50

765 SECTION 55. JUDICIAL ADMINISTRATION/CJ - From the criminal justice
766 fund there is hereby appropriated to:

767 Judicial Administration/CJ \$501,619

768 The maximum number of FTEs for judicial administration/CJ shall be: 8.50

769 SECTION 56. SALARY AND WAGE CONTINGENCY/CJ - From the criminal
770 justice fund there is hereby appropriated to:

771 Salary and Wage Contingency/CJ \$200,000

772 SECTION 57. TRANSFER TO OTHER FUNDS/CJ - From the criminal justice
773 fund there is hereby appropriated to:

774 Transfer to Other Funds/CJ \$281,243

775 SECTION 58. ADULT AND JUVENILE DETENTION/CJ - From the criminal
776 justice fund there is hereby appropriated to:

777 Adult anjd Juvenile Detention/CJ \$6,199,537

778 SECTION 59. HUMAN SERVICES/CJ - From the criminal justice fund there is
779 hereby appropriated to:

780 Human Services/CJ \$748,624

781 SECTION 60. PUBLIC DEFENSE/CJ - From the criminal justice fund there is
782 hereby appropriated to:

783 Public Defense/CJ \$24,045

784 SECTION 61. STORMWATER DECANT PROGRAM - From the road fund
785 there is hereby appropriated to:

786 Stormwater Decant Program \$514,818

787 SECTION 62. ROADS - From the road fund there is hereby appropriated to:

788 Roads \$63,955,707

789 The maximum number of FTEs for roads shall be: 596.70

790 SECTION 63. ROADS CONSTRUCTION TRANSFER - From the road fund

791 there is hereby appropriated to:

792 Roads Construction Transfer \$29,788,813

793 SECTION 64. SOLID WASTE POST-CLOSURE LANDFILL

794 MAINTENANCE - From the solid waste post closure landfill maintenance fund there is

795 hereby appropriated to:

796 Solid Waste Post-Closure Landfill Maintenance \$6,416,590

797 SECTION 65. RIVER IMPROVEMENT - From the river improvement fund

798 there is hereby appropriated to:

799 River Improvement \$4,454,083

800 The maximum number of FTEs for river improvement shall be: 11.50

801 SECTION 66. VETERANS SERVICES - From the veterans relief services fund

802 there is hereby appropriated to:

803 Veterans Services \$2,089,737

804 The maximum number of FTEs for veterans services shall be: 7.00

805 SECTION 67. DEVELOPMENTAL DISABILITIES - From the developmental

806 disabilities fund there is hereby appropriated to:

807 Developmental Disabilities \$17,595,219

808 The maximum number of FTEs for developmental disabilities shall be: 14.75

809 SECTION 68. COMMUNITY AND HUMAN SERVICES,

810 ADMINISTRATION - From the developmental disabilities fund there is hereby

811 appropriated to:

812 Community and Human Services, Administration \$1,349,417

813 The maximum number of FTEs
814 for community and human services, administration shall be: 10.00

815 SECTION 69. RECORDER'S OPERATION AND MAINTENANCE - From the
816 recorder's operation and maintenance fund there is hereby appropriated to:

817 Recorder's Operation and Maintenance \$1,169,780

818 The maximum number of FTEs for recorder's operation and maintenance shall be: 6.50

819 SECTION 70. ENHANCED-911 - From the E-911 fund there is hereby
820 appropriated to:

821 Enhanced-911 \$16,167,848

822 The maximum number of FTEs for Enhanced-911 shall be: 9.00

823 SECTION 71. MHCADS - MENTAL HEALTH - From the mental health fund
824 there is hereby appropriated to:

825 MHCADS - Mental Health \$94,700,094

826 The maximum number of FTEs for MHCADS - mental health shall be: 80.25

827 SECTION 72. CULTURAL DEVELOPMENT AUTHORITY - From the arts
828 and cultural development fund there is hereby appropriated to:

829 Cultural Development Authority \$7,230,988

830 SECTION 73. EMERGENCY MEDICAL SERVICES - From the emergency
831 medical services fund there is hereby appropriated to:

832 Emergency Medical Services \$36,232,328

833 The maximum number of FTEs for emergency medical services shall be: 98.87

834 SECTION 74. WATER AND LAND RESOURCES - From the water and land
835 resources fund there is hereby appropriated to:

836 Water and Land Resources \$39,467,670

837 The maximum number of FTEs for water and land resources shall be: 338.10

838 ER1 EXPENDITURE RESTRICTION:

839 Of this appropriation, \$96,992 shall be spent only on the water quality awareness
840 program.

841 P1 PROVIDED THAT:

842 The capital improvement project (CIP) reallocation report required by K.C.C.
843 4.04.275 shall show an adjustment of out-year expenditures for capital projects and on
844 the ground programs on Vashon and Maury islands, as well as projected surface water
845 management fee revenue for each of the out years. The adjustment shall demonstrate
846 how the funds generated through the collection of the surface water management fee on
847 Vashon and Maury islands will ultimately be allocated to rural drainage program projects
848 and programs in a manner that fairly represents the level of funding contributed by island
849 residents.

850 P2 PROVIDED FURTHER THAT:

851 Of this appropriation, \$30,000 shall be expended solely for an ecological
852 economic evaluation of the nearshore environment on southeast Maury island which lies
853 within the recommended Washington state Department of Natural Resources's aquatic
854 reserve. The scope of the evaluation shall include, at a minimum, the area from Piner
855 Point to the southeastern boundary of the community known as Gold Beach. The water
856 and land resources division shall transmit the final ecological economic evaluation report
857 to the council upon completion which shall be no later than June 30, 2004.

858 The report required to be submitted by this proviso must be filed in the form of 15
859 copies with the clerk of the council, who will retain the original and will forward copies
860 to each councilmember and to the lead staff for the natural resources, parks and open
861 space committee or its successor.

862 P3 PROVIDED FURTHER THAT:

863 In providing information and educational programs for residents and property
864 owners, the office of rural and resource lands shall coordinate with and utilize resources
865 available through the state Department of Natural Resources and United States Forest
866 Service to identify land management practices that serve to reduce the danger of wildfires
867 to residential areas and to better protect lives and property in the event of a wildfire. In
868 addition, in light of recent forest fires near residential areas in King County and in the
869 state of California, the division shall consider development of an application for Title III
870 forestry funds to support forest fire prevention on rural forest lands adjacent to residential
871 areas.

872 SECTION 75. RURAL DRAINAGE - From the rural drainage fund there is
873 hereby appropriated to:

874 Rural Drainage \$4,477,848

875 SECTION 76. AUTOMATED FINGERPRINT IDENTIFICATION SYSTEM -

876 From the AFIS fund there is hereby appropriated to:

877 Automated Fingerprint Identification System \$11,901,759

878 The maximum number of FTEs for
879 the automated fingerprint identification system shall be: 89.00

880 SECTION 77. MHCADS - ALCOHOLISM AND SUBSTANCE ABUSE - From
 881 the alcoholism and substance abuse services fund there is hereby appropriated to:

882 MHCADS - Alcoholism and Substance Abuse \$18,379,361

883 The maximum number of FTEs for

884 MHCADS - alcoholism and substance abuse shall be: 45.30

885 SECTION 78. LOCAL HAZARDOUS WASTE - From the local hazardous
 886 waste fund there is hereby appropriated to:

887 Local Hazardous Waste \$12,519,878

888 SECTION 79. YOUTH SPORTS FACILITIES GRANTS - From the youth
 889 sports facilities grant fund there is hereby appropriated to:

890 Youth Sports Facilities Grants \$654,451

891 The maximum number of FTEs for youth sports facilities grant shall be: 1.00

892 SECTION 80. NOXIOUS WEED CONTROL PROGRAM - From the noxious
 893 weed fund there is hereby appropriated to:

894 Noxious Weed Control Program \$1,097,324

895 The maximum number of FTEs for noxious weed control program shall be: 6.00

896 SECTION 81. DEVELOPMENT AND ENVIRONMENTAL SERVICES - From
 897 the development and environmental services fund there is hereby appropriated to:

898 Development and Environmental Services \$30,940,462

899 The maximum number of FTEs for

900 development and environmental services shall be: 241.50

901 ER1 EXPENDITURE RESTRICTION:

902 Of this appropriation, \$100,000 shall only be expended to support fire marshal
903 fire prevention and public education services. Of this \$100,000, \$10,000 shall only be
904 used to contract for professional grant-writing services in order to assist in obtaining
905 matching funds from other sources to help fund fire prevention and public education.
906 The remaining \$90,000 shall not be expended or encumbered until a minimum of
907 \$100,000 in matching funds is secured for these services from noncounty sources such as
908 federal, state or other local jurisdictions.

909 ER2 EXPENDITURE RESTRICTION:

910 Of this appropriation, \$1,500,000 in current expense fund transfer shall be spent
911 solely for labor, benefits and related costs for ten code enforcement FTEs.

912 SECTION 82. PERS LIABILITY - From the PERS liability fund there is hereby
913 appropriated to:

914 PERS Liability \$1,600,000

915 SECTION 83. OMB/DUNCAN/ROBERTS LAWSUIT ADMINISTRATION -

916 From the risk abatement I subfund there is hereby appropriated to:

917 OMB/Duncan/Roberts Lawsuit Administration \$23,800,000

918 SECTION 84. OMB/COVEY LAWSUIT ADMINISTRATION - From the risk

919 abatement II subfund there is hereby appropriated to:

920 OMB/Covey Lawsuit Administration \$7,557,500

921 SECTION 85. OMB/DUPUIS LAWSUIT ADMINISTRATION - From the risk

922 abatement III subfund there is hereby appropriated to:

923 OMB/Dupuis Lawsuit Administration \$1,668,000

924 SECTION 86. PARKS AND RECREATION - From the parks and recreation
925 fund there is hereby appropriated to:

926 Parks and Recreation \$19,406,220

927 The maximum number of FTEs for parks and recreation shall be: 159.93

928 P1 PROVIDED THAT:
929 Of this appropriation, \$50,000 shall not be expended until after the executive has
930 certified to the council that at least three suitable, county-owned or controlled sites have
931 been proposed to SHARE/WHEEL as locations for Tent City IV and the executive has
932 transmitted to the council any necessary proposed legislation to authorize use of the site
933 or sites. These sites shall be located in the county outside of the city of Seattle, be within
934 half a mile of a bus stop, shall have an open space for camping that is at least half the size
935 of a football field and shall be close to the facility of a supportive community or faith-
936 based organization, which may include, but is not limited to, churches. Consideration
937 could be given to negotiating an agreement with the state of Washington to use the North
938 Rehabilitation Facility site after the county completes demolition of the facility.
939 Additionally, neighborhood outreach needs to be a major consideration, as should
940 coordination with United Way's "Committee to End Homelessness Now."
941 The report required to be submitted by this proviso must be filed in the form of 15
942 copies with the clerk of the council, who will retain the original and will forward copies
943 to each councilmember and to the lead staff the law, justice and human services
944 committee or its successor.

Handwritten notes:
VETO
12-11-2003
[Signature]

945 SECTION 87. PUBLIC HEALTH - From the public health fund there is hereby
946 appropriated to:

947 Public Health \$181,809,830

948 The maximum number of FTEs for public health shall be: 1,221.74

949 ER1 EXPENDITURE RESTRICTION:

950 Of this appropriation, \$20,000 shall be spent solely for a study of the mortality of
951 homeless persons in King County. The department shall work in coordination with the
952 King County medical examiner's office, the Washington State Center for Health
953 Statistics, Harborview Medical Center and any other appropriate organization to
954 complete a study reviewing the nature and causes of death among the homeless
955 population within King County. The department shall submit the final study report to the
956 council upon completion.

957 The final study report shall be filed with the clerk of the council for distribution to
958 the lead staff of the law, justice and human services committee or its successor.

959 ER2 EXPENDITURE RESTRICTIONS:

960 Of this appropriation, \$88,700 shall be expended by the drinking water program
961 solely to maintain the current level of permitting, inspection and customer service.
962 \$22,500 of this amount shall not be expended until the board of health has approved fee
963 increases for this program.

964 ER3 EXPENDITURE RESTRICTION:

965 Of this appropriation, \$92,300 shall be expended by the Drinking Water Program
966 solely for implementation of tasks identified in the annual integrated work program for
967 King County groundwater protection developed pursuant to K.C.C. 9.14:050, and for
968 assisting the department of natural resources and parks in the development of the report

969 on long-term groundwater protection needs and funding strategies required by proviso in
970 section 94 of this ordinance.

971 **ER4 EXPENDITURE RESTRICTIONS:**

972 Of this appropriation, \$114,000 shall be expended solely by the On-Site Sewage
973 Program to partially restore the 2003 service level. \$28,500 of this amount shall not be
974 expended until the board of health has approved fee increases for this program:

975 **ER5 EXPENDITURE RESTRICTION:**

976 Of this appropriation, \$81,838 shall be expended solely to maintain the 2003 level
977 of support for HIV/AIDS Prevention community-based agency contracts.

978 **ER6 EXPENDITURE RESTRICTION:**

979 Of this appropriation, \$200,000 shall be expended solely to augment the
980 executive's proposed programs to address emerging health threats.

981 **P1 PROVIDED THAT:**

982 Of this appropriation, \$188,635 shall be expended solely for interpretation
983 services for medical visits. These funds, together with expected savings from
984 efficiencies, are intended to mitigate the effects of possible underfunding for free care
985 visits for people who are uninsured and indigent. No later than June 1, 2004, the
986 executive shall submit to the council a report on how interpretation services have been
987 managed in the first four months of 2004. This report shall include: (1) actual service
988 and expenditure information by month for 2003; (2) a comparison of budgeted to actual
989 service and expenditures for the first four months of 2004; (3) a description of efficiency
990 measures implemented to date and any further measures that may be planned; (4) impact,
991 if any, on the budgets of direct care services and the provision of free care for uninsured,

992 indigent persons; and (5) if needed, further recommendations for minimizing impact on
993 free care.

994 The report required to be submitted by this proviso must be filed in the form of 15
995 copies with the clerk of the council, who will retain the original and will forward copies
996 to each councilmember and to the lead staff of the law, justice and human services
997 committee or its successor.

998 SECTION 88. INTER-COUNTY RIVER IMPROVEMENT - From the inter-
999 county river improvements fund there is hereby appropriated to:

1000 Inter-County River Improvement \$48,849

1001 SECTION 89. GRANTS FUND - From the grants fund there is hereby
1002 appropriated to:

1003 Grants Fund \$24,888,668

1004 The maximum number of FTEs for grants shall be: 74.96

1005 SECTION 90. LLEBG 1999LBVX8880 GRANTS - From the LLEBG
1006 1999LBVX8880 grant fund there is hereby appropriated to:

1007 LLEBG 1999LBVX8880 Grants \$398,623

1008 SECTION 91. YOUTH EMPLOYMENT - From the work training program fund
1009 there is hereby appropriated to:

1010 Youth Employment \$7,408,613

1011 The maximum number of FTEs for youth employment shall be: 43.58

1012 SECTION 92. DISLOCATED WORKER - From the dislocated worker program
1013 fund there is hereby appropriated to:

1014 Dislocated Worker \$10,631,620

1015 The maximum number of FTEs for dislocated worker shall be: 58.00

1016 SECTION 93. FEDERAL HOUSING AND COMMUNITY DEVELOPMENT -

1017 From the federal housing and community development fund there is hereby appropriated
1018 to:

1019 Federal Housing and Community Development \$20,226,461

1020 Total CDBG Funds \$8,932,983

1021 Other Grant Funds \$11,293,478

1022 The maximum number of FTEs for
1023 federal housing and community development shall be: 37.00

1024 P1 PROVIDED THAT:

1025 From community development block grant funds there are hereby authorized to
1026 be disbursed the following amounts, which are consistent with the interlocal cooperation
1027 agreement and the adopted Consolidated Housing and Community Development Plan:

1028 Bothell Pass-through City Funds \$196,457

1029 Burien Pass-through City Funds \$298,912

1030 Covington Pass-through City Funds \$94,404

1031 Des Moines Pass-through City Funds \$242,721

1032 Enumclaw Pass-through City Funds \$94,113

1033 Federal Way Pass-through City Funds \$923,065

1034 Issaquah Pass-through City Funds \$65,631

1035 Kirkland Pass-through City Funds \$252,014

1036 Lake Forest Park Pass-through City Funds \$57,877

1037 Mercer Island Pass-through City Funds \$83,811

Ordinance 14797

1038	Redmond Pass-through City Funds	\$246,519
1039	Renton Pass-through City Funds	\$472,480
1040	SeaTac Pass-through City Funds	\$292,653
1041	Shoreline Pass-through City Funds	\$392,599
1042	Tukwila Pass-through City Funds	\$226,134
1043	Unincorporated Communities & Small Cities Fund	\$3,251,942
1044	Consortium-wide Funds	\$1,741,651
1045	Total Community Development Block Grant Funds:	\$8,932,983

1046 SECTION 94. NATURAL RESOURCES AND PARKS ADMINISTRATION -

1047 From the solid waste fund there is hereby appropriated to:

1048 Natural Resources and Parks Administration \$4,857,224

1049 The maximum number of FTEs

1050 or natural resources and parks administration shall be: 28.00

1051 P1 PROVIDED THAT:

1052 Of this appropriation, \$55,500 in support of the unincorporated area councils shall
1053 not be expended until the executive provides a report to the council regarding the
1054 allocation of revenue support among revenue sources for the unincorporated area
1055 councils and until the council approves the report by motion. The report shall be
1056 provided by March 30, 2004. The report shall describe the total amount of the
1057 unincorporated area council allocation, proposed activities, the proposed sources and
1058 amounts of revenue allocated to support these activities, the basis for the determination of
1059 the proportional revenue support responsibility among revenue sources, and background
1060 documentation in support of that determination. The report shall also describe how the

1061 allocation responds to the concerns expressed in the 2003 report of the State Auditor
1062 number #65688 addressing the unincorporated area councils.

1063 The report required by this proviso must be filed in the form of 15 copies with the
1064 clerk of the council, who will retain the original and will forward copies to each
1065 councilmember and to the lead staff for the budget and fiscal management committee or
1066 its successor.

1067 P2 PROVIDED FURTHER THAT:

1068 \$50,000 shall not be expended or encumbered until the department of natural
1069 resources and parks submits to the council a report making recommendations for long-
1070 term needs for groundwater protection and funding strategies. Consistent with King
1071 County Groundwater Program lead agency responsibilities defined in K.C.C. 9.14.050,
1072 the department shall identify these work needs in consultation with groundwater
1073 protections committees, cities, special purpose districts, sewer and water utilities
1074 associations, and water purveyors. Also, in its role as lead agency, the department of
1075 natural resources and parks shall consult with the Seattle-King County department of
1076 health and department of development and environmental services and recommend how
1077 the groundwater-related roles and responsibilities of each of these agencies should be
1078 defined and integrated to accomplish long-term needs for groundwater protection.

1079 This report must be filed by June 15, 2004, in the form of 15 copies with the clerk
1080 of the council, who will retain the original and will forward copies to each
1081 councilmember and to the lead staff for the utilities committee or its successor.

1082 P3 PROVIDED FURTHER THAT:

1083 Of the department's total appropriation, \$65,000 for the Greenprinting shall not
1084 be expended or encumbered until the water and land resources division contracts with a
1085 consultant to perform the ecological economic evaluation of the nearshore environment
1086 on southeast Maury island as required by a proviso in section 74 of this ordinance.

1087 SECTION 95. SOLID WASTE - From the solid waste fund there is hereby
1088 appropriated to:

1089 Solid Waste \$86,524,853

1090 The maximum number of FTEs for solid waste shall be: 377.43

1091 ER1 EXPENDITURE RESTRICTION:

1092 Of this appropriation, \$1,000,000 shall be expended solely for a waste reduction
1093 and recycling grant program for suburban cities participating in the county's solid waste
1094 system and shall be expended only after the council authorizes the program by ordinance.

1095 ER2 EXPENDITURE RESTRICTION:

1096 Of this appropriation, \$250,000 shall be expended solely for an analysis of
1097 alternatives for implementing solid waste export. This assessment shall not be limited to
1098 a county-owned and operated intermodal transportation facility. The assessment shall be
1099 forwarded to the council along with the executive's proposed Solid Waste Export
1100 Implementation and Coordination Plan.

1101 ~~P1 PROVIDED THAT: *VETO* *12-11-2003*~~
1102 ~~Of this appropriation, \$500,000 shall not be expended or encumbered until the~~
1103 ~~solid waste division submits to the council, no later than May 1, 2004, and the council~~
1104 ~~approves by ordinance a plan to divert solid waste transfer station usage from over-~~

1105 capacity transfer stations to underutilized transfer stations in the county. If the division
1106 does not submit the plan by May 1, 2004, this amount shall revert to fund balance.

Handwritten: YES
Handwritten: [Signature]
Handwritten: 12-11-2003

1107 The plan required to be submitted by this proviso must be filed in the form of 16
1108 copies with the clerk of the council, who will retain the original and will forward copies
1109 to each councilmember and to the lead staff for the budget and fiscal management
1110 committee and for the utilities committee or their successors.

1111 P2 PROVIDED FURTHER THAT:

1112 Of this appropriation, \$75,000 shall not be expended or encumbered until the
1113 solid waste division submits a comprehensive rate study to the council. The
1114 comprehensive rate study will include examination of all solid waste fees including basic,
1115 regional direct, special waste and yard waste and the underlying costs of all components
1116 of the solid waste system in the rate base. The rate study will provide detailed
1117 information as to: the assumptions and methodologies for the allocation of rate base
1118 costs to cost centers such as transfer and disposal operations, waste reduction and
1119 recycling, administration and program planning, landfill maintenance, and debt service
1120 and reserves; the solid waste financial plan policies and assumptions; alternative rate
1121 options; and comparative data by fee and service provision type to other comparable
1122 jurisdictions.

1123 The comprehensive rate study must be filed in the form of 15 copies with the
1124 clerk of the council by May 1, 2004, who will retain the original and will forward copies
1125 to each councilmember and to the lead staff of the utilities committee or its successor. A
1126 report on the study will be made to the regional policy committee following submittal to
1127 the council.

1151 Radio Communication Services (800 MHz) \$2,470,176

1152 The maximum number of FTEs

1153 for radio communication services (800 MHz) shall be: 14.00

1154 SECTION 98. I-NET OPERATIONS - From the I-Net operations fund there is
1155 hereby appropriated to:

1156 I-NET Operations \$1,720,680

1157 The maximum number of FTEs for I-Net operations shall be: 7.00

1158 P1 PROVIDED THAT:

1159 Of this appropriation, \$430,170 shall be expended only after the council has
1160 approved by motion a new I-Net business case and operating and maintenance plan that
1161 incorporates recommendations from the project review board and the external consultant
1162 that is conducting the network infrastructure optimization project. The external
1163 consultant's scope of work shall include development of the following deliverables: (1)
1164 development of entrepreneurial opportunities to better utilize the I-Net infrastructure; (2)
1165 alternative product development that will look at developing alternative I-Net products;
1166 and (3) a sourcing opportunity assessment that will examine alternatives to operating I-
1167 Net by the county, including public partnerships, facilities management and outsourcing.
1168 A new I-Net business case and operating and maintenance plan shall incorporate
1169 comments made by the project review board in 2003 and shall incorporate a financial and
1170 marketing plan that considers diminished public, education and government (PEG) fees.
1171 Deliverables developed by the external consultant shall also be incorporated into a newly
1172 developed business plan and operations and maintenance plan for I-Net and reviewed by
1173 the project review board in 2004. Comments made by the project review board in 2004

1174 shall be incorporated into the new I-Net business plan and operations and maintenance
1175 plan and forwarded to council by motion by July 15, 2004.

1176 The business case, operating and maintenance plan and motion must be filed in
1177 the form of 15 copies with the clerk of the council, who will retain the original and will
1178 forward copies to each councilmember and to the lead staff for the labor, operations and
1179 technology committee or its successor.

1180 P2 PROVIDED FURTHER THAT:

1181 Thirty days following the close of a quarter, the executive shall transmit to the
1182 council I-Net performance measurement reports containing all measures in the form
1183 developed by the I-Net task force. I-Net performance measurement reports shall
1184 incorporate all comments and recommendations made by the county auditor in her I-Net
1185 performance measurement follow-up review.

1186 The report must be filed in the form of 15 copies with the clerk of the council,
1187 who will retain the original and will forward copies to each councilmember and to the
1188 lead staff for the labor, operations and technology committee or its successor.

1189 SECTION 99. WASTEWATER TREATMENT - From the water quality fund
1190 there is hereby appropriated to:

1191 Wastewater Treatment	\$84,640,000
1192 The maximum number of FTEs for wastewater treatment shall be:	596.60

1193 ER1 EXPENDITURE RESTRICTION:

1194 From Category III funds (Culver Program): (1) \$106,440 shall be spent only on
1195 Groundwater Education/Treatment Plant Tours; (2) \$55,000 shall be spent only on Lake
1196 Stewardship/Volunteer Program; (3) \$31,213 shall be spent only on Natural Yard Care;

1197 (4) \$86,992 shall be spent only on Water Quality Awareness; (5) \$83,971 shall be spent
1198 only on Water Quality Schools/Education Program; (6) \$549,081 shall be spent only on
1199 Waterworks Block Grant – Local Projects; (7) \$122,803 shall be spent only on
1200 Waterworks Block Grant Program Management; (8) \$25,000 shall be spent only on Bear
1201 Creek Water Tenders; (9) \$20,000 shall be spent only on Friends of Issaquah Salmon
1202 Hatchery; (10) \$80,000 shall be spent only on Friends of Hylebos (Stream Team); (11)
1203 \$50,000 shall be spent only on Friends of the Trail; (12) \$30,000 shall be spent only on
1204 Puget Sound on Wheels (Seattle Aquarium Mobile Field Lab); (13) and \$30,000 shall be
1205 spent only on Salmon Homecoming Celebration.

1206 P1 PROVIDED THAT:

1207 Of this appropriation, no funds shall be expended or encumbered for a 1991
1208 settlement agreement between King County and the city of Seattle regarding Discovery
1209 park improvements that are consistent with the Discovery Park Master Plan until the city
1210 of Seattle and the county adopt legislation authorizing the execution of a memorandum of
1211 agreement that requires the city to accept and expend the moneys first on the projects
1212 recommended by the West Point citizens advisory committee and then on other projects
1213 consistent with the 1991 settlement agreement.

1214 The legislation required to be submitted by this proviso must be filed in the form
1215 of 15 copies with the clerk of the council, who will retain the original and will forward
1216 copies to each councilmember and to the lead staff of the budget and fiscal management
1217 committee or its successor.

1218 SECTION 100. WASTEWATER TREATMENT DEBT SERVICE - From the
1219 water quality fund there is hereby appropriated to:

1220 Wastewater Treatment Debt Service \$110,082,000

1221 SECTION 101. TRANSIT - From the public transportation fund there is hereby

1222 appropriated to:

1223 Transit \$405,237,968

1224 The maximum number of FTEs for transit shall be: 3,672.69

1225 ER1 EXPENDITURE RESTRICTION:

1226 Of this appropriation, \$500,000 shall be expended solely for the operation and
1227 promotion of the 2004 Elliott Bay Water Taxi and related transit projects along the
1228 Harbor Avenue/Alki corridor designed to demonstrate the potential for a coordinated,
1229 multimodal, public transportation system to reduce Single Occupancy Vehicle (SOV)
1230 commuting and improve seasonal access to popular in-city recreation areas. The water
1231 taxi shall operate between April 1 and September 30, 2004, at the same daily span and
1232 frequency as the 2003 service.

1233 ER2 EXPENDITURE RESTRICTION:

1234 Of this appropriation, \$303,580 must be expended solely for two additional full-
1235 time dedicated Transit Police officers for assignment to the Street Crimes Unit or the
1236 Metro Anti-Crime Team.

1237 P1 PROVIDED THAT:

1238 The executive shall submit a work program for development of a waterborne
1239 transit element of the Six-Year Transit Development Plan. The work program shall
1240 include coordination with the Gates Foundation-funded work of the Discovery Institute
1241 on waterborne transportation. The work program shall produce an analysis and
1242 recommendation on King County Metro Transit's potential role in waterborne transit and

1243 shall be transmitted with the executive-proposed 2004 update to the Six-Year Plan.

1244 P2 PROVIDED FURTHER THAT:

1245 Of this appropriation, \$1,011,856 shall be expended solely on 8,000 annual hours
1246 of new King County Metro Transit service to be added in 2004, exclusive of schedule
1247 maintenance investments. It is the intent of the council that 4,000 of the 8,000 new hours
1248 in 2004 is the second increment of an intended 55,000 new service hours to be added by
1249 2007, in addition to service increases already planned to implement the 2002-2007 Six-
1250 Year Transit Development Plan.

1251 SECTION 102. PUBLIC TRANSPORTATION CIP TRANSFER - From the
1252 public transportation fund there is hereby disappropriated from:

1253 Public Transportation CIP Transfer (\$63,161,806)

1254 SECTION 103. DOT DIRECTOR'S OFFICE - From the public transportation
1255 fund there is hereby appropriated to:

1256 DOT Director's Office \$4,393,675

1257 The maximum number of FTEs for DOT director's office shall be: 33.00

1258 P1 PROVIDED THAT:

1259 Of this appropriation, \$68,000 in support of the unincorporated area councils shall
1260 not be expended until the executive provides a report to the council regarding the
1261 allocation of revenue support among revenue sources for the unincorporated area
1262 councils and until the council approves such report by motion. The report shall be
1263 provided by March 30, 2004. The report shall describe the total amount of the
1264 unincorporated area councils' allocation, proposed activities, the proposed sources and
1265 amounts of revenue allocated to support these activities, the basis for the determination of

1266 the proportional revenue support responsibility among revenue sources, and background
1267 documentation in support of that determination. The report shall also describe how the
1268 allocation responds to the concerns expressed in the 2003 report of the state auditor
1269 number #65688 addressing the unincorporated area councils.

1270 The report required by this proviso must be filed in the form of 15 copies with the
1271 clerk of the council, who will retain the original and will forward copies to each
1272 councilmember and to the lead staff for the budget and fiscal management committee or
1273 its successor.

1274 P2 PROVIDED FURTHER THAT:

1275 The King County department of transportation, as the agency responsible for the
1276 property known as the tank farm and other properties in the North Lake Union area of
1277 Seattle, shall submit to the council by February 25, 2004, a report specifying a 2004
1278 project schedule and a motion appointing members to a working group assigned to study
1279 and make recommendations for a North Lake Union long-term vision. Such a vision
1280 shall focus on transportation infrastructure and land uses that link North Lake Union to
1281 other subareas. This working group is to be made up of elected officials and staff from
1282 King County, city of Seattle and the state, private property owners and other such
1283 community stakeholders.

1284 The master plan should maximize the unique character of the Fremont and
1285 Wallingford neighborhoods and promote business, housing, transportation and the best
1286 public use of surrounding natural resources. Such a study will engage staff and
1287 consultants, as well as all stakeholders, and will offer scope, costs and responsibility to
1288 achieve the North Lake Union master plan. If the report and motion are not submitted by

1289 such date, \$250,000 of this appropriation may not be expended or encumbered after
1290 February 25, 2004, until the report and motion have been submitted to the council.

1291 The report required to be submitted by this proviso must be filed in the form of 15
1292 copies with the clerk of the council, who will retain the original and will forward copies
1293 to each councilmember and to the lead staff of the transportation committee or its
1294 successor.

1295 SECTION 104. TRANSIT REVENUE VEHICLE REPLACEMENT - From the
1296 transit revenue vehicle replacement fund there is hereby appropriated to:

1297 Transit Revenue Vehicle Replacement \$13,270,763

1298 SECTION 105. SAFETY AND CLAIMS MANAGEMENT - From the safety
1299 and workers compensation fund there is hereby appropriated to:

1300 Safety and Claims Management \$25,081,714

1301 The maximum number of FTEs for safety and claims management shall be: 27.00

1302 SECTION 106. WASTEWATER EQUIPMENT RENTAL AND REVOLVING

1303 - From the water pollution control equipment fund there is hereby appropriated to:

1304 Wastewater Equipment Rental and Revolving \$2,322,418

1305 SECTION 107. FINANCE AND BUSINESS OPERATIONS - From the

1306 financial services fund there is hereby appropriated to:

1307 Finance and Business Operations \$27,562,563

1308 The maximum number of FTEs for finance and business operations shall be: 209.00

1309 P1 PROVIDED THAT:

1310 By March 31, 2004, the executive shall submit to the council for its review and
1311 approval by motion a program charter for the Payroll Improvement Project, the MSA

1312 Standardization Project and the Single Budget, Finance, Human Resource and Payroll
1313 Quantifiable Business Case Project. The charter shall include mission and goal
1314 statements, business objectives and program deliverables for each project. The charter
1315 shall also identify the program governance and organizational structure, describing the
1316 roles and responsibilities of business sponsors and human resource and payroll project
1317 managers. The charter shall also describe how these projects will receive adequate
1318 oversight from a single steering committee of senior management that will ensure that all
1319 human resource and payroll projects are aligned and working cooperatively together.

1320 The program charter and motion must be filed in the form of 15 copies with the
1321 clerk of the council, who will retain the original and will forward copies to each
1322 councilmember and to the lead staff for the labor, operations and technology committee
1323 or its successor.

1324 SECTION 108. OFFICE OF INFORMATION RESOURCES MANAGEMENT

1325 - From the information resource management fund there is hereby appropriated to:

1326 Office of Information Resources Management \$1,377,579

1327 The maximum number of FTEs for
1328 office of information resources management shall be: 6.00

1329 SECTION 109. GEOGRAPHIC INFORMATION SYSTEMS - From the GIS

1330 fund there is hereby appropriated to:

1331 Geographic Information Systems \$3,398,884

1332 The maximum number of FTEs for
1333 geographic information systems shall be: 31.00

1334 SECTION 110. EMPLOYEE BENEFITS - From the employee benefits fund

1335 there is hereby appropriated to:

1336 Employee Benefits	\$157,203,579
-----------------------------------	---------------

1337 The maximum number of FTEs for employee benefits shall be:	7.00
--	------

1338 P1 PROVIDED THAT:

1339 By February 19, 2004, the executive shall submit to the council for its review and
1340 approval by motion the health quality task force’s preliminary findings related to quality
1341 and cost effectiveness of health care for county employees. It is the intent of the council
1342 that the mission of the health task force shall include making recommendations to the
1343 county on how to improve the quality of health care for county employees and how to
1344 contain health care costs.

1345 The motion and preliminary findings of the health quality task force must be filed
1346 in the form of 15 copies with the clerk of the council, who will retain the original and will
1347 forward copies to each councilmember and to the lead staff for the committee of the
1348 whole or its successor.

1349 SECTION 111. FACILITIES MANAGEMENT - INTERNAL SERVICE FUND

1350 - From the facilities management - internal service fund there is hereby appropriated to:

1351 Facilities Management - Internal Service Fund	\$34,376,738
---	--------------

1352 The maximum number of FTEs for

1353 facilities management - internal service fund shall be:	281.25
---	--------

1354 ER1 EXPENDITURE RESTRICTION:

1355 Of this appropriation, \$45,000 shall be expended solely for enhanced grounds
1356 maintenance at the Youth Services Center at a level greater than that provided during

1357 2003, and this amount is in addition to funds otherwise appropriated for grounds
1358 maintenance at the Youth Services Center.

1359 ER2 EXPENDITURE RESTRICTION:

1360 Of this appropriation, \$500,000 shall not be expended or encumbered if the King
1361 County tax advisor's office is relocated from its present location adjacent to the King
1362 County assessor in the King County Administration Building.

1363 P1 PROVIDED THAT:

1364 Of this appropriation, \$100,000 shall not be expended or encumbered until the
1365 executive certifies in writing to the council that he has coordinated with the Low Income
1366 Housing Institute (LIHI) and identified a county-owned site suitable for use as a winter
1367 shelter for homeless women. A report listing potential sites shall be transmitted to the
1368 council no later than February 2, 2004, and must be filed in the form of 15 copies with
1369 the clerk of the council, who will retain the original and will forward copies to each
1370 councilmember and to the lead staff for the law, justice and human services committee or
1371 its successor.

1372 SECTION 112. RISK MANAGEMENT - From the insurance fund there is
1373 hereby appropriated to:

1374 Risk Management \$26,042,896

1375 The maximum number of FTEs for risk management shall be: 20.50

1376 SECTION 113. RISK ABATEMENT FUND - From the risk abatement fund

1377 there is hereby appropriated to: \$100,000

1378 SECTION 114. ITS - TECHNOLOGY SERVICES - From the information and
1379 telecommunication - data processing fund there is hereby appropriated to:

1380 ITS - Technology Services \$23,651,628

1381 The maximum number of FTEs for ITS - technology services shall be: 135.50

1382 SECTION 115. ITS - TELECOMMUNICATIONS - From the information and

1383 telecommunication - telecommunication fund there is hereby appropriated to:

1384 ITS - Telecommunications \$2,273,491

1385 The maximum number of FTEs for its - telecommunications shall be: 8.00

1386 ER1 EXPENDITURE RESTRICTION:

1387 Of this appropriation, \$640,000 shall be expended only for a transfer to Fund
1388 3771, for CIP project 377119, Network Infrastructure Optimization Project.

1389 SECTION 116. EQUIPMENT RENTAL AND REVOLVING - From the

1390 equipment rental and revolving fund there is hereby appropriated to:

1391 Equipment Rental and Revolving \$10,535,780

1392 The maximum number of FTEs for equipment rental and revolving shall be: 54.00

1393 SECTION 117. MOTOR POOL EQUIPMENT RENTAL AND REVOLVING -

1394 From the motor pool equipment rental fund there is hereby appropriated to:

1395 Motor Pool Equipment Rental and Revolving \$9,099,399

1396 The maximum number of FTEs for

1397 motor pool equipment rental and revolving shall be: 21.00

1398 SECTION 118. ITS - PRINTING AND GRAPHIC ARTS - From the printing

1399 and graphic arts services fund there is hereby appropriated to:

1400 ITS - Printing and Graphic Arts \$3,630,347

1401 The maximum number of FTEs for ITS - printing and graphic arts shall be: 18.00

Ordinance 14797

1425	3090 PARKS AND OPEN SPACE ACQ	\$30,517
1426	3121 HARBORVIEW CONSTRTN - 88	\$332,446
1427	3151 CONSERV FUTURES SUBFUND	\$11,133,361
1428	3160 PARKS, REC AND OPEN SPACE	\$4,634,016
1429	3180 SURF & STRM WTR MGMT CNST	\$1,481,129
1430	3190 YOUTH SERV DET FAC CONST	\$869
1431	3220 HOUSING OPPORTUNITY ACQSN	\$4,828,261
1432	3260 YTH SERVICES DETENTION 90	\$4,712
1433	3310 BUILDING MODERNZTN CNST	\$21,365,271
1434	3350 YOUTH SRVS FACILTS CONST	\$2,211
1435	3380 AIRPORT CONSTRUCTION	\$375,628
1436	3391 WORKING FOREST 96 BD SBFD	\$671
1437	3392 TITLE 3 FORESTRY	\$410,000
1438	3422 MAJOR MAINT 2001 BONDS	\$480,168
1439	3442 1997 ELECTION SYSTEM ACQ.	\$545,457
1440	3461 REGIONAL JUST CTR PRJCTS	\$195,251
1441	3481 CABLE COMM CAPITAL FD	\$1,011,537
1442	3490 PARKS FACILITIES REHAB	\$5,059,250
1443	3641 PUBLIC TRANS CONST-UNREST	\$28,256,580
1444	3643 TRANSIT CAPITAL 2	\$15,653,000
1445	3672 ENVIRONMENTAL RESOURCE	\$500,000
1446	3681 REAL ESTATE EXCISE TAX #1	\$3,411,908
1447	3682 REAL ESTATE EXCISE TAX #2	\$9,227,864

Ordinance 14797

1448	3771 OIRM CAPITAL PROJECTS	\$11,697,594
1449	3781 ITS CAPITAL FUND	\$1,248,996
1450	3791 HMC/MEI 2000 PROJECTS	\$914,194
1451	3803 LTD TAX GO BAN REDEM 2001	\$81,000,000
1452	3810 S W CAP EQUIPT RECOVERY	\$4,000,235
1453	3831 ENVIROMENTAL RES SUBFUND	\$1,117
1454	3840 FARMLAND & OPEN SPACE ACQ	\$1,166
1455	3841 FARMLAND PRESVTN 96 BNDFD	\$3,303
1456	3850 RENTON MAINTENANCE FACIL	\$503,000
1457	3871 HMC CONSTRUCTION 1993	\$1,633
1458	3901 SOLID WASTE CONSTRUCTION	\$2,696,633
1459	3910 LANDFILL RESERVE FUND	\$8,123,831
1460	3951 BLDG REPAIR/REPL SUBFUND	\$2,536,690
1461	3961 HMC REPAIR AND REPLAC FD	\$6,322,962
1462	3962 HMC TRAUMA CENTER EQTY	\$1,487,730
1463	3963 HMC TRAUMA CTR EQPMT EQTY	\$262,151
1464	Total	\$229,741,612

1465 **ERI EXPENDITURE RESTRICTION:**

1466 Of this appropriation, \$50,000 shall be expended solely to expand the consultant
1467 scope of work for CIP Project 377119, Network Infrastructure Optimization Project,
1468 Fund 3771. The consultant's scope of work shall include development of the following
1469 deliverables: (1) development of entrepreneurial opportunities to better utilize the I-Net
1470 infrastructure; (2) alternative product development that will look at developing alternative

1471 I-Net products; and (3) a sourcing opportunity assessment that will look at alternatives to
1472 operating I-Net by the county, including public partnerships, facilities management and
1473 outsourcing.

1474 ER2 EXPENDITURE RESTRICTION:

1475 The appropriation for new capital project (A00XXX) Waterfront Streetcar
1476 (WFSC) Barn Relocation Study should be expended to: (1) evaluate new ridership
1477 markets resulting from expansion of the WFSC system or relocation of the streetcar barn;
1478 (2) identify potential funding partners; and (3) develop options for refurbishing the
1479 existing facility. The executive shall file written project status reports at the end of the
1480 first and second quarters and a final report and recommendation by the end of the third
1481 quarter with the clerk of the council for distribution to the lead staff of the budget and
1482 fiscal management committee or its successor.

1483 ER3 EXPENDITURE RESTRICTION:

1484 Of this appropriation, CIP Project A00510 shall be expended only on design and
1485 construction of a permanent dock facility in West Seattle to support the Elliott Bay Water
1486 Taxi service that meets the requirements of the Americans with Disabilities Act.

1487 P1 PROVIDED THAT:

1488 No portion of the funds appropriated for CIP Project A00453, Radio & AVL
1489 System Replacement, shall be expended on the issuance of a project request for proposals
1490 until the executive has submitted a report of a least-cost engineering analysis of the
1491 proposed radio and AVL systems. The analysis and report shall be prepared by the
1492 current lead consultant for the project who shall be directed to look for opportunities to
1493 reduce costs in all elements of the project and to identify what, if any, effect those

1494 reductions could be expected to have upon the functionality of the system. The report
1495 shall be submitted by March 1, 2004.

1496 This report must be filed with the clerk of the council. The original and 15 copies
1497 must be filed with the clerk who will retain the original and forward copies to each
1498 councilmember and to the lead staff of the budget and fiscal management committee or
1499 its successor.

1500 P2 PROVIDED FURTHER THAT:

1501 The transit program shall provide twenty-seven high-quality retired passenger
1502 vans for exclusive use by nonprofit organizations or local governments that are able to
1503 address the mobility needs of low-income, elderly, disabled or young county residents.
1504 The council shall allocate vans by motion. Each agency selected to receive a van must
1505 enter into an agreement with King County that provides, among other things, that the
1506 agency shall defend and indemnify the county against any liability, be sufficiently
1507 insured to support the indemnity and defense obligation, and be able to maintain and
1508 operate the van for its remaining useful life. The council finds that such provision of
1509 vans supports the county's public transportation function by: reducing single occupancy
1510 trips, pollution and traffic congestion; supplementing the services provided by the
1511 county's paratransit system; and increasing mobility for the transit dependent for whom
1512 regular transit may not always be a convenient option.

1513 P3 PROVIDED FURTHER THAT:

1514 Of this appropriation, \$67,000 shall only be expended after the council has
1515 approved by motion a vision and goals statement and a quantifiable business case for
1516 reorganization of information technology functions countywide.

1517 The business case shall include at least two options for reorganizing information
1518 technology functions countywide: a status quo option; and an option with some level of
1519 outsourcing and centralization. The business case shall also include a quantifiable cost-
1520 benefit analysis and a countywide information technology organizational structure for
1521 each option. The business case shall include a preferred option and identify the criteria
1522 used to select the preferred option. The primary criterion used in selecting the preferred
1523 option shall be to reduce information technology management costs countywide. The
1524 executive shall transmit the vision and goals statement, quantifiable business case and
1525 motion by June 1, 2004.

1526 The vision and goals statement, quantifiable business case and motion must be
1527 filed in the form of 15 copies with the clerk of the council, who will retain the original
1528 and will forward copies to each councilmember and to the lead staff for the labor,
1529 operations and technology committee or its successor.

1530 P4 PROVIDED FURTHER THAT:

1531 Of this appropriation \$250,000 in project XXXXX shall be expended solely on
1532 lighting and public safety improvements at the Green Lake park and ride lot. The transit
1533 division shall coordinate the scope and implementation of this project with the King
1534 County cultural development authority.

1535 P5 PROVIDED FURTHER THAT:

1536 Because the Houghton transfer station currently exceeds acceptable service level
1537 criteria and tonnage capacity as adopted by Motion 11601 in August 2002, no funds shall
1538 be expended or encumbered for CIP Project 013086, Houghton Transfer Station Facility
1539 Master Plan, and no funds shall be expended or encumbered for CIP Project 003093,

Verdell
12-11-2003

1540 Transfer Station Seismic Retrofit at the Houghton transfer station, until the executive
1541 submits to the council by March 1, 2004, and the council approves by ordinance, a
1542 comprehensive report presenting multiyear phased-in options to close the Houghton
1543 transfer station and transfer its tonnage and services throughout the rest of the county's
1544 solid waste system. If the report is not submitted on or before March 1, 2004,
1545 appropriation authority for these two projects shall lapse and funds shall revert to fund
1546 balance.

VERO
[Signature]
12-11-2003

1547 The comprehensive report shall identify for each option: the effects of each
1548 option on the solid waste capital plan; the associated rate impacts; the traffic diversion
1549 impacts; the impacts of each option on other transfer stations; any administrative or
1550 operational steps such as permits necessary to implement the option and any changes to
1551 the King County Code or Comprehensive Solid Waste Management Plan necessary to
1552 implement the option.

1553 The report must be filed with the clerk of the council. The original and 15 copies
1554 must be delivered to the clerk who will retain the original and will forward copies to
1555 each councilmember and the lead staff of the utilities committee or its designee or
1556 successor committee.

1557 P6 PROVIDED FURTHER THAT:

1558 Of this appropriation, \$200,000 in CIP Project 316XXX, Ravensdale Site
1559 Acquisition, may be expended or encumbered only for the purchase of the eight acres of
1560 Plum creek property immediately north of Gracie Hansen park in Ravensdale authorized
1561 for purchase in the parks capital improvement budget, after the council approves by
1562 motion a report detailing the plans to develop, operate and maintain the property.

1563 The parks department should submit its report by September 1, 2004. The report
1564 should at a minimum detail plans for development of ballfields and parking facilities on
1565 the eight acres and show how the site will be operated and maintained. It should also
1566 describe any agreements entered into with private-sector community groups for any of
1567 the activities specified in this proviso.

1568 The report and motion must be filed in the form of 15 copies with the clerk of the
1569 council, who will retain the original and will forward copies to each councilmember and
1570 to the lead staff for the natural resources, parks and open space committee or its
1571 successor.

1572 SECTION 123. ROADS CAPITAL IMPROVEMENT PROGRAM - The
1573 executive is hereby authorized to execute any utility easements, bill of sale or related
1574 documents necessary for the provision of utility services to the capital projects described
1575 in Attachment C to this ordinance, provided that the documents are reviewed and
1576 approved by the custodial agency, the property services division and the prosecuting
1577 attorney's office. Consistent with the requirements of the Growth Management Act,
1578 Attachment C to this ordinance was reviewed and evaluated according to the King
1579 County Comprehensive Plan. Any project slated for bond funding will be reimbursed by
1580 bond proceeds if the project incurs expenditures before the bonds are sold.

1581 The two primary prioritization processes that provided input to the 2004 - 2009
1582 Roads Capital Improvement Program are the bridge priority process published in the
1583 Annual Bridge Report and the Transportation Needs Report.

Ordinance 14797

1584 From the roads services capital improvement funds there are hereby appropriated
1585 and authorized to be disbursed the following amounts for the specific projects identified
1586 in Attachment C to this ordinance.

1587	<u>Fund</u>	<u>Capital Fund Name</u>	<u>Amount</u>
1588	3860	Road Capital Improvement	\$49,067,000

1589 **ER1 EXPENDITURE RESTRICTION:**

1590 Of the funds in Attachment C to this ordinance, the 2004 appropriation for each of
1591 the following projects may only be expended on that project, unless funds are reallocated
1592 pursuant to K.C.C. 4.04.270:

1593	CIP Number	Project Name
1594	100103	NE 124th St Road Raising Project
1595	100303	Goat Hill Access and Safety
1596	200804	Newport Way Sidewalks
1597	201101	NE 124th St at W. Snoqualmie Valley
1598	201597	Issaquah-Fall City Road Phase III
1599	201896	150th Ave SE
1600	300104	Green River Bridge #3216
1601	300599	Des Moines Memorial Drive
1602	300802	West Hill/Renton Ave S
1603	301204	S 296th at 51st Ave SE
1604	301304	SE 320th St at 124th Ave SE
1605	401104	SE 128th St at 196th Ave SE
1606	XXXXX	Finn Hill Transportation Access

1607 XXXXX 456th/Warner Ave.

1608 Within the following countywide projects, the amounts listed below may only be
1609 expended on these subprojects, unless funds are reallocated pursuant to K.C.C. 4.04.270:

- 1610 RDCW 03 Corridor Studies \$50,000 may only be spent on the SR
1611 169 corridor study
- 1612 RDCW 17 Agreement with Other Agencies \$50,000 may only be spent on C54103,
1613 Burke-Gilman/Kenmore
- 1614 RDCW 28 Non-Motorized \$100,000 may only be spent on CC5772,
1615 SE 304th St,
1616 \$2,000 may only be spent on CC5703, SE
1617 310 St at 116A SE-124A SE, and
1618 \$150,000 may only be spent on 124th
1619 Ave. Southeast at SE 202nd Place – SE
1620 208th Street

1621 The council expects that the revised CIP submitted by February 15, 2004, shall
1622 retain the funds for these projects and subprojects.

1623 P1 PROVIDED THAT:

1624 The 2004-2009 Roads CIP is subject to a spending plan contra of \$9.6 million in
1625 2004 and \$4.8 million in each of the remaining five years of the 2004-2009 program to
1626 reflect the loss of vehicle licensing fee revenues and the additional loss of associated
1627 federal and state grants. The council recognizes it is necessary to avoid losing a
1628 construction season if at all possible and to also exercise due diligence in resizing the CIP
1629 to assure projects going to construction in 2004 are adequately budgeted. Therefore, the

1630 executive should prepare and submit to the council by February 15, 2004, a revised 2004-
1631 2009 Roads CIP, including any proposed changes to the 2003 Roads CIP. Identified
1632 safety and infrastructure deficiencies as well as compliance with the county's growth
1633 management goals will be high priorities of the revised 2004-2009 CIP.

1634 The proposed revised 2004-2009 Roads CIP required by this proviso must be filed
1635 in the form of 15 copies with the clerk of the council, who will retain the original and will
1636 forward copies to each councilmember and to the lead staff of the budget and fiscal
1637 management committee or its successor.

1638 P2 PROVIDED FURTHER THAT:

1639 Unless funds are reallocated pursuant to K.C.C. 4.04.270, \$50,000 of the funds
1640 appropriated for Corridor Studies, CIP Project RDCW03, may only be expended on a
1641 contribution to the SR 169 corridor study. The executive shall submit to the council, for
1642 approval by ordinance, an SR 169 corridor study interlocal agreement with Renton,
1643 Maple Valley, and other interested jurisdictions. This interlocal agreement shall provide
1644 \$50,000 in county funding for the study as a matching contribution to \$50,000
1645 contributions by Renton and Maple Valley.

1646 SECTION 124. WASTEWATER TREATMENT CAPITAL IMPROVEMENT -

1647 The executive proposed capital budget and program for 2004-2009 is incorporated as
1648 Attachment D to this ordinance. The executive is hereby authorized to execute any utility
1649 easements, bill of sale or related documents necessary for the provision of utility services
1650 to the capital projects described in Attachment D to this ordinance, provided that the
1651 documents are reviewed and approved by the custodial agency, the property services
1652 division and the prosecuting attorney's office. Consistent with the requirements of the

1653 Growth Management Act, Attachment D to this ordinance was reviewed and evaluated
1654 according to the King County Comprehensive Plan. Any project slated for bond funding
1655 will be reimbursed by bond proceeds if the project incurs expenditures before the bonds
1656 are sold.

1657 From the wastewater treatment capital fund there is hereby appropriated and
1658 authorized to be disbursed the following amounts for the specific projects identified in
1659 Attachment D to this ordinance.

1660	<u>Fund</u>	<u>Capital Fund Name</u>	<u>Amount</u>
------	-------------	--------------------------	---------------

1661	4616	Wastewater Treatment Capital Improvement	\$302,971,894
------	------	--	---------------

1662 ER1 EXPENDITURE RESTRICTION:

1663 Of the appropriation for Wastewater CIP Project 423550 Freshwater Assessment,
1664 unless reallocated pursuant to K.C.C. 4.04.280, \$300,000 shall be expended solely for a
1665 contract with the Earthcorps Program.

1666 ER2 EXPENDITURE RESTRICTION:

1667 Of the appropriation for Wastewater CIP Project 423352 West Point Treatment
1668 Plant Regional-One Time Mitigation for PCL/SMI, unless reallocated pursuant to K.C.C.
1669 4.04.280, \$300,000 shall be expended solely for West Point Power
1670 reliability/undergrounding of powerlines and \$200,000 shall be dedicated to
1671 improvements at Smith Cove.

1672 P1 PROVIDED THAT:

1673 \$5 million in appropriation authority for Wastewater CIP Project 423528
1674 Sammamish Valley Reclaimed Water Production Facility, unless reallocated pursuant to
1675 K.C.C. 4.04.280, shall not be expended or encumbered until the department of natural

1676 resources and parks submits to the council a report accounting for life-to-date project
1677 expenditures and outlining a revised scope and budget for an interim satellite reclaimed
1678 water production facility in the Sammamish valley, and the council by motion approves
1679 the report. The report shall demonstrate how the interim project will be related to and
1680 integrated with reclaimed water production capacity anticipated from the Brightwater
1681 treatment plant. In addition, the report shall demonstrate how the approach for the
1682 interim reclaimed water facility in the Sammamish valley shall be consistent with
1683 adopted goals and policies in the Regional Wastewater Services Plan.

1684 The report required to be submitted by this proviso must be filed by April 15,
1685 2004, in the form of 15 copies with the clerk of the council, who will retain the original
1686 and will forward copies to each councilmember and to the lead staff for the utilities
1687 committee or its successor

1688 P2 PROVIDED FURTHER THAT:

1689 Of the appropriation for Wastewater CIP Project 2004-85 Westpoint Odor
1690 Improvements, unless reallocated pursuant to K.C.C. 4.04.280, \$75,000 shall be
1691 expended solely to conduct an independent engineering evaluation of alternative
1692 technologies and newly patented techniques which could be used to prevent odors
1693 associated with digester instability at West Point as well as long-term capacity issues.

1694 This initial draft of the study shall be completed by July 31, 2004 and a final
1695 report shall be filed by October 1, 2004, in the form of 15 copies with the clerk of the
1696 council, who will retain the original and will forward copies to each councilmember and
1697 to the lead staff for the utilities committee or its successor.

1698 P3 PROVIDED FURTHER THAT:

1699 The wastewater treatment division shall accelerate work on Westpoint Odor
1700 Improvements (Project 2004-85) with the goal of providing detectable odor control
1701 improvements nine months sooner than would have been anticipated under the original
1702 schedule for improvements. Specifically, the wastewater treatment division shall
1703 accelerate work on Division Channel Ventilation Improvements by nine months,
1704 providing for completion of the Division Channel Ventilation Improvements by no later
1705 than March 31, 2005. In addition, the wastewater treatment division shall pursue the
1706 acceleration of modifications to wet chemical scrubber sumps to the greatest extent
1707 possible given technical requirements for implementing these modifications.

1708 P4 PROVIDED FURTHER THAT:

1709 Earthcorps (Project 423550) shall provide trail maintenance on equestrian trails
1710 that are approved for conservation by the King County Public Benefit Rating System and
1711 that are located in the wastewater service district. Maintenance work must demonstrate a
1712 water quality benefit.

1713 P5 PROVIDED FURTHER THAT:

1714 As part of implementing wastewater CIP Project 423557 Carnation Treatment
1715 Plant, the wastewater treatment division shall provide technical assistance to the city of
1716 Carnation to identify potential grant funding sources and to help in the preparation of
1717 applications for grant funding assistance to support development of a wastewater
1718 treatment plant and conveyance system for the city of Carnation.

1719 P6 PROVIDED FURTHER THAT:

1720 Of the appropriation for CIP Project 423484, Brightwater Treatment Plant, unless
1721 funds are reallocated pursuant to K.C.C. 4.04.280, \$125,000 shall be reserved for an

1722 expert peer review panel to review the implementation of the Regional Wastewater
1723 Services Plan. The chair of the regional water quality committee, in consultation with the
1724 members of the committee and the executive, shall develop a plan for a structured and
1725 comprehensive review of capital project costs for the Regional Wastewater Services Plan
1726 implementation including independent analysis from the expert peer review panel. This
1727 review shall include alternative strategies to manage costs such that the regional
1728 wastewater services plan can be implemented within a reasonable framework of rates and
1729 capacity charges.

1730 P7 PROVIDED FURTHER THAT:

1731 Of the appropriation for CIP Project 423373, CP&S RWSP Conveyance System
1732 Improvements, unless funds are reallocated pursuant to K.C.C. 4.04.280, \$125,000 shall
1733 be reserved for an expert peer review panel to review the implementation of the Regional
1734 Wastewater Services Plan. The chair of the regional water quality committee, in
1735 consultation with the members of the committee and the executive, shall develop a plan
1736 for structured and comprehensive review of capital project costs for the Regional
1737 Wastewater Services Plan implementation including independent analysis from the expert
1738 peer review panel. This review shall include alternative strategies to manage costs such
1739 that the regional wastewater services plan can be implemented within a reasonable
1740 framework of rates and capacity charges.

1741 SECTION 125. SURFACE WATER CAPITAL IMPROVEMENT PROGRAM -

1742 IMPROVEMENT - The executive proposed capital budget and program for 2004-2009 is
1743 incorporated as Attachment E to this ordinance. The executive is hereby authorized to
1744 execute any utility easements, bill of sale or related documents necessary for the

1745 provision of utility services to the capital projects described in Attachment E to this
1746 ordinance, provided that the documents are reviewed and approved by the custodial
1747 agency, the property services division and the prosecuting attorney's office. Consistent
1748 with the requirements of the Growth Management Act, Attachment E to this ordinance
1749 was reviewed and evaluated according to the King County Comprehensive Plan. Any
1750 project slated for bond funding will be reimbursed by bond proceeds if the project incurs
1751 expenditures before the bonds are sold.

1752 From the surface water capital improvement fund there is hereby appropriated and
1753 authorized to be disbursed the following amounts for the specific projects identified in
1754 Attachment E to this ordinance.

1755	<u>Fund</u>	<u>Capital Fund Name</u>	<u>Amount</u>
1756	3292	SWM CIP Non Bond Subfund	\$6,332,590
1757	3522	OS KC Non Bond Fund Subfund	<u>\$3,734,390</u>
1758		Total	\$10,066,980

1759 ER1 EXPENDITURE RESTRICTION:

1760 Of this appropriation, the water and land resources division shall expend or
1761 encumber \$200,000 in Vashon Opportunity Project 0B1787, \$200,000 in Judd Creek
1762 Project 352xxx and \$100,000 in Conservation Futures Project 315164 to purchase fifty-
1763 three acres of primarily intact upland habitat in the headwaters of Judd creek on Vashon
1764 island to permanently protect wetland habitat, water quality and mature second-growth
1765 forest, recharge the island's sole source aquifer and prevent impacts of surface water
1766 runoff and erosion. Of this appropriation, water and land resources division shall expend

1767 or encumber \$115,000 in Vashon Opportunity Project 0B1787 for capital projects or
1768 acquisitions on Vashon and Maury islands.

1769 ER2 EXPENDITURE RESTRICTION:

1770 Of this appropriation, \$20,000 shall be expended solely for Project XXXXX
1771 Denny Creek Watershed Management in Unincorporated King County near Kirkland.

1772 SECTION 126. MAJOR MAINTENANCE CAPITAL IMPROVEMENT

1773 PROGRAM IMPROVEMENT - The executive proposed capital budget and program for
1774 2004-2009 is incorporated as Attachment F to this ordinance. The executive is hereby
1775 authorized to execute any utility easements, bill of sale or related documents necessary
1776 for the provision of utility services to the capital projects described in Attachment F to
1777 this ordinance, provided that the documents are reviewed and approved by the custodial
1778 agency, the property services division and the prosecuting attorney's office. Consistent
1779 with the requirements of the Growth Management Act, Attachment F to this ordinance
1780 was reviewed and evaluated according to the King County Comprehensive Plan. Any
1781 project slated for bond funding will be reimbursed by bond proceeds if the project incurs
1782 expenditures before the bonds are sold.

1783 From the major maintenance capital fund there is hereby appropriated and
1784 authorized to be disbursed the following amounts for the specific projects identified in
1785 Attachment F to this ordinance.

1786	<u>Fund Capital Fund Name</u>	<u>Amount</u>
1787	3421 Major Maintenance Capital Improvement Program	\$9,565,224

1788 SECTION 127. If any provision of this ordinance or its application to any person
1789 or circumstance is held invalid, the remainder of the ordinance or the application of the
1790 provision to other persons or circumstances is not affected.
1791


Ordinance 14797 was introduced on 10/20/2003 and passed as amended by the Metropolitan King County Council on 11/24/2003, by the following vote:

Yes: 13 - Ms. Sullivan, Ms. Edmonds, Mr. von Reichbauer, Ms. Lambert, Mr. Phillips, Mr. Pelz, Mr. McKenna, Mr. Hammond, Mr. Gossett, Ms. Hague, Mr. Irons, Ms. Patterson and Mr. Constantine
No: 0
Excused: 0

KING COUNTY COUNCIL
KING COUNTY, WASHINGTON


Cynthia Sullivan, Chair

ATTEST:



Anne Noris, Clerk of the Council

RECEIVED
2003 DEC 11 PM 2:05
CLERK
KING COUNTY COUNCIL

APPROVED this 11 day of December 2003.


Ron Sims, County Executive


Attachments

- A. 2004 Executive Proposed Budget Book, B. General Government Capital Improvement Program, dated 11-24-03, C. Roads Capital Improvement Program, dated 11-24-03, D. Wastewater Treatment Capital Improvement Program, dated 11-24-03, E. Surface Water Management Capital Improvement Program, dated 11-24-03, F. Major Maintenance Capital Improvement Program, dated 11-24-03

14797

**Executive Proposed Budget
Attachment A**

ATTACHMENT(S) AVAILABLE IN ARCHIVES



14797

Attachment B, dated 11-24-03
 General Government Capital Improvement Program
 Proposed Ordinance 2003-0462 - Section 122.

Fund	Project	Description	Total_2004	2005	2006	2007	2008	2009	2004 - 2009	
3090		PARKS AND OPEN SPACE ACQ								
		Administration - Fund 309	1,349	1,349	1,349	1,349	1,349	1,349	8,094	
		Transfer to Fund 3490	29,168	10,000	10,000	10,000	10,000	10,000	79,168	
		Total - Fund 3090 - 2004 Proposed	30,517	11,349	11,349	11,349	11,349	11,349	87,262	
3121		HARBORVIEW CONSTRTN - 88								
		Transfer to Fund 21-000-0502	332,446	0	0	0	0	0	0	332,446
		Total - Fund 3121 - 2004 Proposed	332,446	0	0	0	0	0	0	332,446
3151		CONSERV FUTURES SUB-FUND								
		Finance Dept Fund Charge	8,398	8,650	8,910	9,175	9,450	9,735	54,318	
		CFL Program Support	60,991	62,500	64,000	65,500	67,000	68,500	388,491	
		TDR Loan Repayment	286,982	286,982	286,982	286,982	286,982	286,982	1,721,892	
		Cottage Lake Creek	0	0	0	0	0	0	1	
		Icy Creek	200,000	0	0	0	0	0	200,000	
		Issaquah Creek Log Cabin Reach	220,000	0	0	0	0	0	220,000	
		Dandy Lake	425,000	0	0	0	0	0	425,000	
		Carnation Farmland	200,000	0	0	0	0	0	200,000	
		Cedar Falls Tree Farm	64,500	0	0	0	0	0	64,500	
		Cold Creek Natural Area	250,000	0	0	0	0	0	250,000	
		Historic Lower Green APD	330,000	0	0	0	0	0	330,000	
		Issaquah/Carey/Holder Creek Confluenc	300,000	0	0	0	0	0	300,000	
		Judd Creek Headwaters	100,000	0	0	0	0	0	100,000	
		Strossel Creek	250,000	0	0	0	0	0	250,000	
		Striker Forest	100,000	0	0	0	0	0	100,000	
		Taylor Creek Floodplain	200,000	0	0	0	0	0	200,000	
		Boise Creek/Dairy Farm	28,731	0	0	0	0	0	28,731	
		Fremont Peak Park	185,000	0	0	0	0	0	185,000	
		SW Alaska Street Park	170,000	0	0	0	0	0	170,000	
		Greenwood Park Addition	100,000	0	0	0	0	0	100,000	
		Kubota Garden Natural Area	200,000	0	0	0	0	0	200,000	
		Longfellow Creek/Puget Creek Additions	1,900,000	0	0	0	0	0	1,900,000	
		Urban Center Parks	280,000	0	0	0	0	0	280,000	
		West Capitol Hill Park	500,000	0	0	0	0	0	500,000	
		Sylvan Way Open Space	300,000	0	0	0	0	0	300,000	
		Auburn CFL	165,000	0	0	0	0	0	165,000	
Bellevue CFL	1,500,000	0	0	0	0	0	1,500,000			
Federal Way CFL	194,000	0	0	0	0	0	194,000			
Issaquah CFL	500,000	0	0	0	0	0	500,000			
Kent CFL	300,000	0	0	0	0	0	300,000			

Attachment B, dated 11-24-03
 General Government Capital Improvement Program
 Proposed Ordinance 2003-0462 - Section 122.

Fund	Project	Description	Total 2004	2005	2006	2007	2008	2009	2004 - 2009
	315731	North Bend CFL Transfer to Fund 3522	125,000 1,689,759	0	0	0	0	0	125,000 1,689,759
		Total - Fund 3151- 2004 Proposed	11,133,361	358,132	359,892	361,657	363,432	365,218	12,941,692
3160		PARKS, REC AND OPEN SPACE							
	316000	Parks - Project Implementation/Staff	312,011	312,011	312,011	312,011	312,011	312,011	1,872,066
	316001	Parks - Joint Development	312,011	312,011	312,011	312,011	312,011	312,011	1,872,066
	316002	Parks - Budget Development	236,731	236,731	236,731	236,731	236,731	236,731	1,420,386
	316013	Parks - Survey	30,000	30,000	30,000	30,000	30,000	30,000	180,000
	316021	Acquisition Evaluations	0	30,000	30,000	30,000	30,000	30,000	150,000
	316022	Land Conservancy	40,000	40,000	40,000	40,000	40,000	40,000	240,000
	316036	Parks CIP Preplanning	40,000	40,000	40,000	40,000	40,000	40,000	240,000
	316037	Grant Presentation	0	30,000	30,000	30,000	30,000	30,000	150,000
	316040	Emergency Contingency	10,000	100,000	100,000	100,000	100,000	100,000	510,000
	316070	Mountains To Sound Greenway	10,000	10,000	10,000	10,000	10,000	10,000	60,000
	316115	East Lake Sammamish Master	709,620	1,000,000	1,000,000	1,000,000	1,000,000	1,000,000	5,709,620
	316125	East Lake Sammamish - Loan Payment	159,434	159,434	159,434	159,434	159,434	159,434	956,604
	316314	Opportunity Fund	250,000	500,000	500,000	500,000	500,000	500,000	2,750,000
	316317	ADOPS	300,000	300,000	300,000	300,000	300,000	300,000	1,800,000
	316321	Northshore Soccer Improvements	350,000	350,000	0	0	0	0	700,000
	316415	Park Litigation Project	0	150,000	150,000	150,000	150,000	150,000	750,000
	316420	Hope VI Project	0	200,000	200,000	200,000	200,000	200,000	1,000,000
	316440	Revenue Enhancements Projects	300,000	350,000	350,000	350,000	350,000	350,000	2,050,000
	316441	Landsburg to Enumclaw Trail Acquisition	400,000	0	0	0	0	0	400,000
	316504	Livable Communities	30,000	30,000	30,000	30,000	30,000	30,000	180,000
	316505	Regional Trails Plan Update	110,220	110,220	110,220	110,220	110,220	110,220	661,320
	316508	North SeaTac Park Soccer Field	(250,000)	0	0	0	0	0	(250,000)
	316611	Tollgate Farm Acquisition	(377,052)	0	0	0	0	0	(377,052)
	316613	Taylor Mountain Acquisition	(41,529)	0	0	0	0	0	(41,529)
	316905	Enumclaw Fair Master Plan	350,000	350,000	350,000	350,000	350,000	350,000	2,100,000
	316914	Procurement Overhead	16,250	16,250	16,250	16,250	16,250	16,250	97,500
	316926	Cedar River Trail	685,255	0	0	0	0	0	685,255
	316942	Lake Sawyer Acquisition Phase I	(56,987)	0	0	0	0	0	(56,987)
	316969	Soos Creek Trail Phase II	377,052	0	0	0	0	0	377,052
	316974	Washington Trails Association Trail Project	15,000	15,000	15,000	15,000	15,000	15,000	90,000
	316XXX	Three Forks MP Implementation	5,000	0	0	0	0	0	5,000
	316XXX	Soos Creek Trail Access Improvement	15,000	0	0	0	0	0	15,000
	316XXX	South King County Trail Planning	25,000	0	0	0	0	0	25,000
	316XXX	Thomas Jefferson Sportsfield Restoration	25,000	0	0	0	0	0	25,000
	316XXX	Redondo Centennial Arbors	20,000	0	0	0	0	0	20,000
	316XXX	Mount Rainier Pool	26,000	0	0	0	0	0	26,000

Attachment B, dated 11-24-03
 General Government Capital Improvement Program
 Proposed Ordinance 2003-0462 - Section 122.

Fund	Project	Description	Total 2004	2005	2006	2007	2008	2009	2004 - 2009
	316XXX	Ravensdale Site Acquisition	200,000	0	0	0	0	0	200,000
		Total - Fund 3160- 2004 Proposed	4,634,016	4,671,657	4,321,657	4,321,657	4,321,657	4,321,657	26,592,301
3180		SURF & STRM WTR MGMT CNST							
	045173	T/T SWM CIP Non-Bond Subfund	(150,000)	0	0	0	0	0	(150,000)
	047101	Snoqualmie 205 Flood Hazard Reduction	377,000	11,500	0	0	0	0	388,500
	047104	North Bend 205 Flood Hazard Reduction	40,000	235,000	235,000	235,000	235,000	235,000	1,215,000
	047105	Rivers Major Maintenance	473,709	2,149,803	77,600	77,600	77,600	77,600	2,933,912
	047107	Mill Creek Flood Management	104,100	0	0	0	0	0	104,100
	047109	F318 Central Costs	2,320	2,390	2,460	2,535	2,610	2,690	15,005
	047111	Floodway Corridor Restoration	564,000	170,000	919,000	560,000	0	0	2,213,000
	047112	Flood Hazard Mitigation	70,000	296,500	76,500	76,500	76,500	1,257,750	1,853,750
		Total - Fund 3180- 2004 Proposed	1,481,129	2,865,193	1,310,560	951,635	391,710	1,573,040	8,573,267
3190		YOUTH SERV DET FAC CONST							
	319601	New Juvenile Detention	869	0	0	0	0	0	869
		Total - Fund 3190- 2004 Proposed	869	0	0	0	0	0	869
3220		HOUSING OPPORTUNITY ACQSN							
	322200	Housing Projects	4,828,261	4,452,422	4,214,099	0	0	0	13,494,782
		Total - Fund 3220- 2004 Proposed	4,828,261	4,452,422	4,214,099	0	0	0	13,494,782
3260		YTH SERVICES DETENTION 90							
	326101	Transfer Proj to Fund 395 395902	4,712	0	0	0	0	0	4,712
		Total - Fund 3260- 2004 Proposed	4,712	0	0	0	0	0	4,712
3310		BUILDING MODERNIZATION CNST							
	667000	Property Services: County Leases (Maste	21,365,271	0	0	0	0	0	21,365,271
		Total - Fund 3310- 2004 Proposed	21,365,271	0	0	0	0	0	21,365,271
3350		YOUTH SRVS FACILTS CONST							
	335101	Transfer Proj to Fund 395 395902	2,211	0	0	0	0	0	2,211
		Total - Fund 3350- 2004 Proposed	2,211	0	0	0	0	0	2,211
3380		AIRPORT CONSTRUCTION							
	001295	Runway 13R-31L Resurfacing	0	0	6,900,000	0	0	0	6,900,000
	001341	Claims & Settlements	416,581	0	0	0	0	0	416,581
	001355	West Side Development	(859,984)	0	0	0	0	0	(859,984)
	001356	Runway 13R shift	0	3,676,242	0	0	0	0	3,676,242
	001368	Pavement Rehabilitation	210,000	318,146	150,000	150,000	150,000	150,000	1,128,146
	001373	Taxiway B2 Widening	(745,000)	0	0	0	0	0	(745,000)

Attachment B, dated 11-24-03
 General Government Capital Improvement Program
 Proposed Ordinance 2003-0462 - Section 122:

Fund	Project	Description	Total 2004	2005	2006	2007	2008	2009	2004 - 2009
	001378	Noise Program Part 150	0	0	1,000,000	5,100,000	5,100,000	5,000,000	16,200,000
	001379	Noise Program Part 161 Study	0	0	(100,000)	0	0	0	(100,000)
	001380	Airport Bond Debt Interest	447,902	657,506	656,832	655,806	658,618	685,018	3,761,682
	001390	South Pumphouse	335,000	0	0	0	0	0	335,000
	001392	Facility Security Improvements	240,000	0	0	0	0	0	240,000
	001393	Facility Security Consultant	120,000	0	0	0	0	0	120,000
	001394	Building Design Standards Study	(55,000)	0	0	0	0	0	(55,000)
	001398	Voluntary Home Purchase Study	(25,000)	0	0	0	0	0	(25,000)
	001399	Flight Track Monitoring	(50,000)	0	0	0	0	0	(50,000)
	001400	Airport Facilities Repairs	500,000	200,000	200,000	200,000	200,000	200,000	1,500,000
	001403	Taxiway B Overlay	0	3,432,000	0	0	0	0	3,432,000
	001408	Airport Master Plan Update	0	0	200,000	0	0	0	200,000
	001409	ARFF Truck	0	0	450,000	0	0	0	450,000
	001412	Runway Electrical System Improvement	0	0	0	1,000,000	0	0	1,000,000
	001414	Helipad	100,000	0	0	0	0	0	100,000
	002100	Airport Survey	225,000	0	0	0	0	0	225,000
	002101	Duwamish Consultant	130,000	0	0	0	0	0	130,000
	002102	Airport Redevelopment	50,000	150,000	250,000	300,000	300,000	0	1,050,000
	002103	Duwamish Cleanup	0	250,000	300,000	300,000	150,000	0	1,000,000
	002104	Airport PRP Search & Cleanup	0	0	0	1,000,000	0	0	1,000,000
	002105	Slip 5 & 6 and Lower Outfall Cleanup	0	0	0	0	250,000	0	250,000
	002106	Lot 13 Tie-Downs	310,000	0	0	0	0	0	310,000
	MN999A	Long Runway Quake Repair	(441,321)	0	0	0	0	0	(441,321)
	MN999F	Hanger 5 Quake Repair	(372,031)	0	0	0	0	0	(372,031)
	MN999H	ATCT Quake Repair	(101,158)	0	0	0	0	0	(101,158)
	MN999M	Water/Sewer System Quake Repair	(59,361)	0	0	0	0	0	(59,361)
		Total - Fund 3380 - 2004 Proposed	375,628	8,683,894	10,006,832	8,705,806	6,808,618	6,035,018	40,615,796
3391	339000	WORKING FOREST 96 BD SBF							
		Finance Dept Fund Charge	671	690	710	730	755	775	4,331
		Total - Fund 3391 - 2004 Proposed	671	690	710	730	755	775	4,331
3392		TITLE 3 FORESTRY							
	339202	Coop Ext Orca Program	170,000	170,000	170,000	0	0	0	510,000
	339203	Urban Forestry Program	120,000	120,000	120,000	0	0	0	360,000
	339204	Sheriff - Search and Rescue Unit	120,000	0	0	0	0	0	120,000
		Total - Fund 3392 - 2004 Proposed	410,000	290,000	290,000	0	0	0	990,000
3422	311012	MAJOR MAINT 2001 BONDS							
		Bond Defeasance	480,168	0	0	0	0	0	480,168
		Total - Fund 3422 - 2004 Proposed	480,168	0	0	0	0	0	480,168

Attachment B, dated 11-24-03
 General Government Capital Improvement Program
 Proposed Ordinance 2003-0462 - Section 122.

Fund	Project	Description	Total 2004	2005	2006	2007	2008	2009	2004 - 2009
3,442	344202	1997 Election System Acquisition							
		Elections Management/Voter Registration	545,457	0	0	0	0	0	545,457
		Total - Fund 3442-2004 Proposed	545,457	0	0	0	0	0	545,457
3461	346102	REGIONAL JUST CTR PRJCTS							
		South County RJC	0	(205,000)	(175,000)	0	0	0	(380,000)
		Adult Justice Operation Master Plan	195,251	0	0	0	0	0	195,251
		Total - Fund 3461 - 2004 Proposed	195,251	(205,000)	(175,000)	0	0	(184,749)	
3481	3481XX	CABLE COMM CAPITAL SUM FD							
		CTV Capital Equipment	100,000	100,000	100,000	100,000	100,000	100,000	600,000
		King County Institutional Network	911,537	0	0	0	0	0	911,537
		Total - Fund 3481 - 2004 Proposed	1,011,537	100,000	100,000	100,000	100,000	1,511,537	
3490	349049	PARKS FACILITIES REHAB							
		Procurement Overhead	15,038	15,038	15,038	15,038	15,038	15,038	90,228
		Emergency Contingency Fund 349	10,000	100,000	100,000	100,000	100,000	100,000	510,000
		Small Contracts	354,312	550,000	550,000	550,000	550,000	550,000	3,104,312
		Bridge & Trestles Rehab	226,920	326,527	326,527	326,527	326,527	326,527	1,859,555
		Sammamish River Trail Paving	0	222,209	500,000	500,000	0	0	1,222,209
		Moathall of Facilities	(100,000)	0	0	0	0	0	(100,000)
		Pool System Improvements	500,000	500,000	500,000	500,000	500,000	500,000	3,000,000
		Trash Compactor Installation	0	130,554	130,554	0	0	0	261,108
		Work Program Staffing	140,000	140,000	140,000	140,000	140,000	140,000	840,000
		Coal Creek Improvements	2,500,000	0	0	0	0	0	2,500,000
		Boiler Replacement	207,243	207,243	0	0	0	0	414,486
		Marymoor Picnic Shelter	0	251,960	251,960	0	0	0	503,920
		Marymoor Park Electrical Upgrade	32,219	500,000	0	0	0	0	532,219
		Systemwide Camping Improvements	202,781	202,781	0	0	0	0	405,562
		Systemwide Restroom Improvements	250,000	0	0	0	0	0	250,000
		Signage	0	75,000	75,000	75,000	75,000	75,000	375,000
		Pool Revenue Improvements	140,046	0	0	0	0	0	140,046
		Aquatic Center Improvements	580,691	300,000	300,000	300,000	300,000	300,000	2,080,691
				Total - Fund 3490 - 2004 Proposed	5,059,250	3,521,312	2,889,079	2,506,565	2,006,565
3641	A00002	PUBLIC TRANS CONST-UNREST							
		40-FT. Diesel Buses	316,800	0	220,096	321,021	0	0	857,917
		60-FT. Articulated Buses	(1,533,800)	0	0	0	0	0	(1,533,800)
		Vanpool Fleet	4,123,436	3,784,000	3,965,000	1,461,000	1,258,000	5,080,000	19,671,436
		Trolley Overhead Modifications	675,481	356,102	349,939	356,235	353,854	350,338	2,441,949

Attachment B, dated 11-24-03
 General Government Capital Improvement Program
 Proposed Ordinance 2003-0462 - Section 122.

Fund	Project	Description	Total 2004	2005	2006	2007	2008	2009	2004 - 2009
A00014	Substation Renovation		(251)	0	0	0	0	0	(251)
A00025	Operating Facility Improvements		1,899,005	2,094,512	2,178,631	1,715,547	2,868,263	3,706,206	14,462,164
A00042	Issaquah Transit Facility		(32,872)	0	0	0	0	0	(32,872)
A00045	Route 7 Transit Corridor Improvements		(23,215)	0	0	0	0	0	(23,215)
A00047	HWY 99N Transit Corridor Improvements		560,011	259,000	109,000	709,000	359,000	0	1,996,011
A00051	Sestlie Core Transit Corridor Improvements		(311,745)	0	0	0	0	0	(311,745)
A00052	HWY 99S Transit Corridor Improvements		5,652	199,600	199,600	369,600	449,600	0	1,224,052
A00054	Capital Outlay		388,214	238,679	250,000	250,000	250,000	250,000	1,626,893
A00065	Operator Comfort Station		98,913	168,181	174,069	180,161	186,466	175,169	982,959
A00082	Transit Asset Maintenance		4,437,751	8,923,304	9,645,846	4,131,083	5,463,357	11,511,976	44,113,317
A00094	1% For Art Program		131,549	54,242	185,671	42,111	127,861	111,560	652,994
A00096	Bellevue Transit Corridor Improvements		(229)	0	0	0	0	0	(229)
A00097	On-board Systems Replacement		0	550,000	874,069	200,000	0	0	1,624,069
A00113	25-Ft. Transit Vans		(222,646)	0	4,406,936	387,843	0	0	4,572,133
A00201	ADA Paratransit Fleet		1,600,634	1,079,875	510,107	954,860	1,739,994	1,639,977	7,525,447
A00204	Information Systems Presentation		199,416	987,468	393,988	444,114	776,242	606,872	3,408,100
A00205	Bus Safety and Access		1,729,668	2,994,000	3,615,000	3,485,000	3,215,000	2,860,000	17,898,668
A00206	Personal Computer Replacement		248,147	527,710	389,638	677,202	394,500	350,976	2,588,173
A00212	40-Ft. Trolley Buses		(2,132,643)	0	0	0	0	0	(2,132,643)
A00216	Operating Facility Capacity Expansion		2	16,232,554	1,816,850	345,829	0	0	18,395,235
A00223	Pedestrian Access Improvements		(3,381)	0	0	0	0	0	(3,381)
A00227	Transit Hubs - 6 Year Plan		(3,184,234)	0	0	0	0	0	(3,184,234)
A00229	Bicycle Storage Improvements		(53)	0	0	0	0	0	(53)
A00236	Route 36 Extended Turnback		(13,284)	0	0	0	0	0	(13,284)
A00316	Rider Information Systems		0	172,000	0	0	0	0	172,000
A00319	Registering Farebox System		(100,000)	0	0	0	0	0	(100,000)
A00320	Regional Fare Coordination		4,481,568	1,828,134	439,232	0	0	0	6,748,934
A00326	Operations Support System		166,000	478,490	0	0	0	0	644,490
A00400	Central Substation Relocation		(633,851)	0	0	0	0	0	(633,851)
A00402	East King Co. Transit Corridor Improvements		68,061	424,500	1,049,500	474,500	474,500	424,500	2,915,561
A00403	Regional Signal Priority		858,541	613,200	813,200	863,200	863,200	863,200	4,874,541
A00404	Seashore Transit Corridor Improvements		1,808,841	877,000	387,000	537,000	537,000	537,000	4,683,841
A00405	South King County Transit Corridor Improvements		142,125	246,500	346,500	200,000	200,000	200,000	1,335,125
A00411	EZ Rider I & II - Pass Thru		402,324	266,484	0	0	0	0	668,808
A00450	Duct Relocation		263,998	1,843,898	420,000	0	0	518,746	3,046,642
A00451	University District Staging Area		(23,462)	0	0	0	0	0	(23,462)
A00453	Radio & Avl System Replacement		100,000	18,600,743	24,544,039	24,156,830	5,938	0	67,407,550
A00454	Replace Lake Union Fuel Facility		150,000	0	0	0	0	0	150,000
A00466	Transit Oriented Development		4,952,449	2,526,484	2,749,620	556,549	580,779	606,023	11,971,904
A00477	Regional Fare Coordination Pass Through		(69,340)	0	0	0	0	0	(69,340)
A00480	Breda Convert to Trolley		803,396	4,551,841	0	0	0	0	5,355,237

Attachment B, dated 11-24-03
 General Government Capital Improvement Program
 Proposed Ordinance 2003-0462 - Section 122.

Fund	Project	Description	Total 2004	2005	2006	2007	2008	2009	2004 - 2009
	A00484	Northgate TOD P&R	759,091	0	0	0	0	0	759,091
	A00485	West Seattle Transit Corridor Improvement	(142,247)	0	0	0	0	0	(142,247)
	A00486	Eastgate Park & Ride Facility	(6,338,424)	0	0	0	0	0	(6,338,424)
	A00488	Issaquah Highlands P&R Facility	(2,012,726)	0	0	0	0	0	(2,012,726)
	A00503	Hastus Upgrade & OTP Module	(80)	0	0	0	0	0	(80)
	A00505	Transit Security Enhancements	0	0	0	0	0	1,659,495	1,659,495
	A00510	Elliott Bay Water Taxi	0	1,040,194	0	0	0	0	1,040,194
	A00521	TOD-Convention Place Station	492,064	0	0	0	0	0	492,064
	A00523	Tunnel Closure-S&R	2,795,275	1,544,557	216,360	28,560	0	0	4,584,752
	A00529	Non-Revenue Vehicle Replacement	(311,707)	1,183,765	919,913	796,291	649,754	737,947	3,975,963
	A00530	South County Base Expansion	0	0	0	0	1,872,374	21,266,888	23,139,262
	A00532	Control Center Replacement	100,000	0	0	0	0	0	100,000
	A00535	Skyway Park & Ride	(1,510,000)	0	0	0	0	0	(1,510,000)
	A00541	Tunnel Modifications, Enhance, Retro	9,044,780	3,094,216	779,223	515,908	82,650	0	13,516,777
	A00563	Northbend Park and Ride Lot	200,000	0	0	0	0	0	200,000
	A00565	Burien Transit Center	523,825	310,123	5,935,622	48,259	0	0	6,817,829
	A00566	Pine St. Trolley Relocation	1,259,753	0	0	0	0	0	1,259,753
	A00568	Accessible Taxis	670,000	0	0	0	0	0	670,000
	A09998	Property Leases	0	130,000	135,000	140,000	145,000	150,000	700,000
	A0XXXX	Green Lake Park and Ride Improvement	250,000	0	0	0	0	0	250,000
	AXXXXX	Waterfront Streetcar Barn Relocation	150,000	0	0	0	0	0	150,000
		Total - Fund 3641 - 2004 Proposed	28,256,580	78,181,356	68,019,649	44,347,703	22,853,332	53,606,873	295,265,493
3643		TRANSIT CAPITAL 2							
	CBL001	Cross Border Lease	15,653,000	9,894,000	0	0	0	0	25,547,000
		Total - Fund 3672 - 2004 Proposed	15,653,000	9,894,000	0	0	0	0	25,547,000
3672		ENVIRONMENTAL RESOURCE							
	367200	Tacoma Pipeline V Mitigation	500,000	125,000	125,000	125,000	125,000	125,000	1,125,000
		Total - Fund 3672 - 2004 Proposed	500,000	125,000	125,000	125,000	125,000	125,000	1,125,000
3681		REAL ESTATE EXCISE TAX #1							
	368100	Central costs	4,116	4,322	4,538	4,538	4,538	4,538	26,590
	368116	REET I Transfer to 3160	500,119	1,515,198	2,043,147	2,043,147	2,043,147	2,043,147	10,187,905
	368149	REET I Transfer to 3490	(52,743)	449,715	606,413	606,413	606,413	606,413	2,822,624
	368184	REET I Debt Service	2,544,206	2,544,206	2,544,206	2,248,786	2,248,786	2,248,786	14,378,976
	368XXX	REET I Transfer to 3522	416,210	0	0	0	0	0	416,210
		Total - Fund 3681 - 2004 Proposed	3,411,908	4,513,441	5,198,304	4,902,884	4,902,884	4,902,884	27,832,305

Attachment B, dated 11-24-03
 General Government Capital Improvement Program
 Proposed Ordinance 2003-0462 - Section 122:

Fund	Project	Description	Total 2004	2005	2006	2007	2008	2009	2004 - 2009
3682		REAL ESTATE EXCISE TAX #2							
		Central Costs	1,724	1,810	1,901	1,901	1,901	1,901	11,138
	368210	REET II Transfer to 3160	3,815,557	2,579,767	3,029,619	3,029,619	3,029,619	3,029,619	18,513,800
	368249	REET II Transfer to 3490	4,826,502	1,347,056	1,581,951	1,581,951	1,581,951	1,581,951	12,501,362
	368284	REET II Debt Service	584,081	584,081	584,081	584,081	584,081	584,081	3,504,486
		Total - Fund 3682 - 2004 Proposed	9,227,864	4,512,714	5,197,552	5,197,552	5,197,552	5,197,552	34,530,786
3771		OIRM CAPITAL PROJECTS							
	377104	Roster Management System Migration	60,615	0	0	0	0	0	60,615
	377108	Law, Safety, Justice Integration Program	2,200,000	2,300,000	0	0	0	0	4,500,000
	377117	REALS Equipment Replacement	150,658	0	0	0	0	0	150,658
	377119	Network Infrastructure Optimization Imple	1,100,560	0	0	0	0	0	1,100,560
	377120	Business Continuity Program	350,000	0	0	0	0	0	350,000
	377121	Information Security/Privacy Program	1,420,000	0	0	0	0	0	1,420,000
	377122	IT Project Management	150,000	0	0	0	0	0	150,000
	377123	Countywide IT Asset Management	75,000	0	0	0	0	0	75,000
	377124	Constituent Relationship Management	0	0	0	0	0	0	0
	377125	Streamline IT Procurement	210,000	0	0	0	0	0	210,000
	377126	Community Corrections Application Upg	124,300	0	0	0	0	0	124,300
	377127	Office of Public Defense - System Upgrad	465,000	0	0	0	0	0	465,000
	377128	Database Server Replacement	0	0	0	0	0	0	0
	377129	Permit System Replacement -Scope of W	0	0	0	0	0	0	0
	377130	Financial System Restructuring	0	0	0	0	0	0	0
	377131	Field Inspection Devices	48,000	0	0	0	0	0	48,000
	377132	Consolidated Data Warehouse	242,090	0	0	0	0	0	242,090
	377133	Real Estate Portfolio Management	175,000	0	0	0	0	0	175,000
	377134	ECR Expansion	1,263,914	0	0	0	0	0	1,263,914
	377135	E-Connect for Regional Parks, Pools, Rec	50,000	0	0	0	0	0	50,000
	377136	Jail Health Business Process EMRS	250,000	0	0	0	0	0	250,000
	377137	Public Safety EDMS for Records	140,000	0	0	0	0	0	140,000
377138	Technology Unification Project	242,000	0	0	0	0	0	242,000	
377139	Business Continuity for Data Center Oper	130,000	0	0	0	0	0	130,000	
377140	Elections Management/Voter Registratio	2,785,457	0	0	0	0	0	2,785,457	
377141	Crimes Capture System 3 Upgrade	65,000	0	0	0	0	0	65,000	
		Total - Fund 3771 - 2004 Proposed	11,697,594	2,300,000	0	0	0	0	13,997,594
3781		ITS CAPITAL FUND							
	378206	ITS Equipment Replacement	804,996	636,198	605,719	1,522,719	1,522,719	1,522,719	6,615,070
	378207	Mainframe Replacement	272,000	0	0	0	0	0	272,000
	378208	Asset Management	147,000	0	0	0	0	0	147,000
378209	Telephone Billing/Management System	25,000	0	0	0	0	0	25,000	

Attachment B, dated 11-24-03
 General Government Capital Improvement Program
 Proposed Ordinance 2003-0462 - Section 122.

Fund	Project	Description	Total 2004	2005	2006	2007	2008	2009	2004 - 2009
		Total - Fund 3781 - 2004 Proposed	1,248,996	636,198	605,719	1,522,719	1,522,719	1,522,719	7,059,070
3791		HMC/MEI 2000 PROJECTS							
	370004	King County Finance Charges	2,877	0	0	0	0	0	2,877
	379001	HMC Construction Mgmt Plan	160,753	0	0	0	0	0	160,753
	379002	HMC/ME Program & Pre-Design	500,000	0	0	0	0	0	500,000
	379003	HMC Bond Proj. Oversight	250,564	0	0	0	0	0	250,564
		Total - Fund 3791 - 2004 Proposed	914,194	0	0	0	0	0	914,194
3803		LTD TAX GO BAN REDEM 2001							
	380202	BAN Repayment	81,000,000	0	0	0	0	0	81,000,000
		Total - Fund 3803 - 2004 Proposed	81,000,000	0	0	0	0	0	81,000,000
3810		SW CAP EQUIP RECOVERY							
	003020	CERP Equipment Purchase	2,493,000	2,421,000	448,000	5,937,000	5,721,000	5,848,000	22,868,000
	003021	CERP Capital Repairs	1,505,000	1,000,000	100,000	1,000,000	1,000,000	1,000,000	5,605,000
	D10725	SW Capital Equipment Replacement	2,235	0	0	0	0	0	2,235
		Total - Fund 3810 - 2004 Proposed	4,000,235	3,421,000	548,000	6,937,000	6,721,000	6,848,000	28,475,235
3831		ENVIRONMENTAL RES SUBFUND							
	D11712	Invest Remediation-CIP-Default	1,117	0	0	0	0	0	1,117
		Total - Fund 3831 - 2004 Proposed	1,117	0	0	0	0	0	1,117
3840		FARMLAND & OPEN SPACE ACQ							
	384000	Finance Dept Fund Charge	1,166	1,200	1,235	1,275	1,310	1,350	7,536
		Total - Fund 3840 - 2004 Proposed	1,166	1,200	1,235	1,275	1,310	1,350	7,536
3841		FARMLAND PRESVTN 96 BNDFD							
	D03841	Finance Dept Fund Charge	3,303	3,400	3,505	3,610	3,715	3,825	21,358
		Total - Fund 3841 - 2004 Proposed	3,303	3,400	3,505	3,610	3,715	3,825	21,358
3850		RENTON MAINTENANCE FACILITY							
	200904	Cadman Sewer Connection	293,000	0	0	0	0	0	293,000
	300105	Traffic Equipment & Storage Building	0	130,000	50,000	550,000	0	0	730,000
	800101	Renton Bldg Bond Debt Retirement	210,000	212,000	213,000	209,000	210,000	216,000	1,270,000
		Total - Fund 3850 - 2004 Proposed	503,000	342,000	263,000	759,000	210,000	216,000	2,293,000
3871		HMC CONSTRUCTION 1993							
	668297	King County Finance Charges	1,633	0	0	0	0	0	1,633
		Total - Fund 3871 - 2004 Proposed	1,633	0	0	0	0	0	1,633

Attachment B, dated 11-24-03
 General Government Capital Improvement Program
 Proposed Ordinance 2003-0462 - Section 122.

Fund	Project	Description	Total 2004	2005	2006	2007	2008	2009	2004 - 2009	
3901	SOLID WASTE CONSTRUCTION									
	003161	Factoria Transfer Station	0	1,518,000	24,728,000	89,000	0	0	26,335,000	
	003193	1% for Art/Fund 3901	1,000	167,000	313,500	37,000	0	98,000	616,500	
	013013	SWD Intermodal Facility	0	0	1,096,000	113,000	986,000	4,121,000	6,316,000	
	013087	Bow Lake FMP Implementation	76,000	90,000	11,365,000	66,000	0	0	11,597,000	
	013091	1st NE FMP Implementation	2,390,000	14,044,000	0	0	0	0	16,434,000	
	013092	1st NE TS Safety IMPS	(83,481)	0	0	0	0	0	(83,481)	
	013122	TS Telemetry Implementation	10,000	0	0	0	0	0	10,000	
	013303	Algona FMP Implementation	0	825,000	119,000	3,777,000	0	0	4,721,000	
	D11711	Solid Waste CIP 92 Default	3,114	0	0	0	0	0	3,114	
	13086	Houghton Transfer Station Facilities Mand	300,000	0	0	0	0	0	300,000	
	Total - Fund 3901 - 2004 Proposed	2,696,633	16,644,000	37,621,500	4,082,000	986,000	4,219,000	66,249,133		
3910	LANDFILL RESERVE FUND									
	013015	LFG TO Energy	100,000	0	0	0	0	0	100,000	
	013330	C H Area 5 Closure	6,138,000	5,348,000	0	0	0	0	11,486,000	
	013332	CH Area 6 Closure	468,000	1,017,000	4,462,000	4,700,000	4,721,000	4,345,000	19,713,000	
	013334	CH Area 7 Development	394,000	203,000	1,786,000	3,571,000	0	0	5,954,000	
	013335	CH Area 7 Closure	0	0	0	84,000	1,102,000	3,684,000	4,870,000	
	013337	CH Relocate Flare Station	1,023,000	0	0	0	0	0	1,023,000	
	D10727	Solid Waste Land Fill Res	831	0	0	0	0	0	831	
		Total - Fund 3910 - 2004 Proposed	8,123,831	6,568,000	6,248,000	8,355,000	5,823,000	8,029,000	43,146,831	
	3951	BLDG REPAIR/REPL SUBFUND								
		395305	4th Floor Courthouse Design	0	0	0	0	0	0	0
395306		PAO Tenant & Move Cost 4th Fl CH	0	0	0	0	0	0	0	
395307		PAO Tenant & Move Costs - 7th Fl CH	0	0	0	0	0	0	0	
395308		Misc. Lease Conversions	126,048	0	0	0	0	0	126,048	
395309		Courthouse 1st Fl. Jury Assembly Rm.	837,512	0	0	0	0	0	837,512	
395310		Kent & Burien District Courts ADA	31,490	0	0	0	0	0	31,490	
395311		Yesler Improvements	87,467	0	0	0	0	0	87,467	
395312		Energy Audits	112,710	0	0	0	0	0	112,710	
395313		Dual Fuel Conversion & Laundry Dryer W	163,727	0	0	0	0	0	163,727	
395314		Admin. Bldg. Cooling Tower Conversion	13,872	0	0	0	0	0	13,872	
395315		Lighting Control Systems	206,303	0	0	0	0	0	206,303	
395316		CH Electrical & Water System Improve	126,500	0	0	0	0	0	126,500	
395335		NRF Buildings Demolition	701,752	0	0	0	0	0	701,752	
395902		DYS Juvenile Just Mstr Pl	67,579	0	0	0	0	0	67,579	
XXXXX		Youth Services Center Master Plan	62,000	0	0	0	0	0	62,000	
		Total - Fund 3951 - 2004 Proposed	2,536,960	0	0	0	0	0	2,536,960	

Attachment B, dated 11-24-03
 General Government Capital Improvement Program
 Proposed Ordinance 2003-0462 - Section 122.

Fund	Project	Description	Total 2004	2005	2006	2007	2008	2009	2004 - 2009
3961		HMC REPAIR AND REPLACE FD							
	678272	HMC: Misc. Under \$50,000	727,100	0	0	0	0	0	727,100
	678273	HMC: Fixed Equipment	1,594,000	0	0	0	0	0	1,594,000
	678424	9EH Burn Unit Nurse Station Renovation	450,000	0	0	0	0	0	450,000
	678426	King County 1% for Art	30,000	0	0	0	0	0	30,000
	678433	Orthopedic Clinic Rad Room Addition	225,000	0	0	0	0	0	225,000
	678436	Earthquake Damage Mitigation	350,500	0	0	0	0	0	350,500
	678437	KC Central Rate Allocation	1,262	0	0	0	0	0	1,262
	678438	Purchase and Install two 444 Sterilizers	85,000	0	0	0	0	0	85,000
	678439	Seismic Upgrade Elev. #'s 1,2,6-10 (FEM/A	750,000	0	0	0	0	0	750,000
	678440	Replace Center Wing Elevator; Car 4	301,100	0	0	0	0	0	301,100
	678441	Replace Center Wing Elevators; Cars 5 &	35,000	0	0	0	0	0	35,000
	678442	Replace Norton Building Elevator	99,000	0	0	0	0	0	99,000
	678443	EH N Wing Linen Chute Replacement	100,000	0	0	0	0	0	100,000
678444	Discharge Pharmacy Expansion	100,000	0	0	0	0	0	100,000	
678445	ED Medicine Trauma Area Revisions	925,000	0	0	0	0	0	925,000	
678446	GEH New Biplane Angiography Suite	550,000	0	0	0	0	0	550,000	
		Total - Fund 3961- 2004 Proposed	6,322,962	0	0	0	0	0	6,322,962
3962		HMC TRAUMA CENTER EQTY							
	668306	Transfer to Fund 3961	1,487,730	0	0	0	0	0	1,487,730
		Total - Fund 3962- 2004 Proposed	1,487,730	0	0	0	0	0	1,487,730
3963		HMC TRAUMA CTR EQPMT EQTY							
	396363	Transfer to Fund 21-000-0502	262,151	0	0	0	0	0	262,151
		Total - Fund 3963- 2004 Proposed	262,151	0	0	0	0	0	262,151
		Total All Fund	229,741,612	151,891,958	147,160,642	93,193,142	62,350,598	99,085,825	783,423,777

14797

Attachment C, dated 11-24-03
 Roads Capital Improvement Program
 Proposed Ordinance 2003-0462 - Section 123.

Fund	Project	Description	Total 2004	2005	2006	2007	2008	2009	2004 - 2009
3660		COUNTY ROAD CONSTRUCTION							
	000590	Transport Need/Priority Array	110,000	172,000	178,000	184,000	191,000	198,000	1,033,000
	000593	Bridge Study Timber	0	161,000	1,109,000	452,000	467,000	0	2,189,000
	100103	NE 124th St Road Raising	50,000	200,000	200,000	0	0	0	450,000
	100106	Woodinville-Duvall Rd at Mink Rd NE	0	0	277,000	775,000	1,853,000	0	2,905,000
	100298	York Bridge #225C	282,000	8,193,000	137,000	0	0	0	8,612,000
	100299	Goat Hill Access and Safety	66,000	0	0	0	0	0	66,000
	100389	NE 124th St Phase II	750,000	0	0	0	0	0	750,000
	100395	Lakepointe Drive	0	0	0	1,000,000	0	0	1,000,000
	100397	Woodinville-Duvall Rd	0	0	2,352,000	1,689,000	2,352,000	1,689,000	8,082,000
	100498	Juanita-Woodinville Way Phase II	(569,000)	0	0	0	0	0	107,000
	100701	NE 133rd St	1,121,000	0	0	2,782,000	0	0	3,903,000
	100799	Woodinville-Duvall Rd at Avondale Rd NE	2,025,000	5,277,000	0	0	0	0	7,302,000
	100901	Novelty Hill Rd - Redmond	(1,092,000)	0	0	1,092,000	0	0	0
	100992	Novelty Hill Rd	724,000	750,000	5,952,000	1,664,000	27,875,000	3,662,000	40,627,000
	101088	NE 132nd St / NE 128th St	5,870,000	0	1,934,000	0	0	0	5,870,000
	101101	238th Ave NE at NE Union Hill Rd	0	0	0	0	0	0	1,934,000
	101289	SPAR - North Link	(1,100,000)	0	0	0	0	0	(1,100,000)
	101591	Avondale Rd Phase II	0	1,952,000	0	0	0	0	1,952,000
	200103	Stossell Creek Way	0	400,000	0	0	0	0	400,000
	200108	Patterson Creek Bridge #180L	0	0	0	0	246,000	307,000	553,000
	200200	Harris Creek Bridge #5003	733,000	2,212,000	83,000	0	0	0	3,028,000
	200208	Bandaret Bridge #493B	0	0	0	0	246,000	430,000	676,000
	200294	Meadowbrook Bridge #1726A	129,000	3,351,000	0	0	0	0	3,480,000
	200301	Novelty Hill at W. Snoqualmie Valley	163,000	0	0	0	0	0	163,000
	200308	May Creek Bridge #5005	0	0	0	0	246,000	369,000	615,000
	200394	Tolt Bridge #1834A	155,000	14,515,000	0	0	0	0	14,670,000
	200397	Preston Bridge #682A	37,000	0	0	0	0	0	37,000
	200498	Edgewick Bridge #617B	706,000	0	0	0	0	0	706,000
	200599	Woodinville-Duvall Rd at W. Snoqualmie Valley	0	0	0	356,000	430,000	0	786,000
	200604	Wagners Bridge #364B	414,000	1,848,000	0	0	0	0	2,262,000
	200804	Newport Way Sidewalks	520,000	560,000	0	0	0	0	1,080,000
	200891	Coal Creek Parkway	0	665,000	3,433,000	0	0	0	4,098,000
	200994	Mount St Bridge #2550-A	1,413,000	1,599,000	998,000	12,700,000	853,000	457,000	18,020,000
	201101	NE 124th St at W. Snoqualmie Valley	1,378,000	0	0	0	0	0	1,378,000
	201296	E. Lk Sammamish Pkwy at NE 7th Ct	380,000	0	0	0	0	0	380,000
	201597	Issaquah-Fall City Rd Phase III	1,100,000	0	0	0	1,561,000	385,000	3,046,000
	201896	150th Ave SE	780,000	740,000	0	0	0	0	1,520,000
	300101	Quartermaster Harbor Seawall	73,000	113,000	3,292,000	29,000	0	0	3,507,000
	300104	Green River Bridge #3216	37,000	0	266,000	0	0	0	303,000

Attachment C, dated 11-24-03
 Roads Capital Improvement Program
 Proposed Ordinance 2003-0462 - Section 123.

Fund	Project	Description	Total 2004	2005	2006	2007	2008	2009	2004 - 2009
	300197	South Park Bridge #3179	0	2,000,000	0	5,000,000	5,000,000	0	12,000,000
	300202	SE 312th St	(160,000)	0	0	0	0	0	(160,000)
	300205	SE 304th St at 124th Ave SE	0	369,000	638,000	2,237,000	0	0	3,244,000
	300301	1st Ave S. Urban Retrofit	(1,100,000)	1,100,000	0	0	0	0	0
	300504	Park Lake Homes Roadway Improvements	1,500,000	1,500,000	0	0	0	0	3,000,000
	300599	Des Moines Memorial Dr	2,151,000	0	0	0	0	0	2,151,000
	300604	Military Rd S. at S. 272nd St	642,000	590,000	0	0	0	0	1,232,000
	300803	Renton Ave S/West Hill Quick Response	1,250,000	119,000	122,000	127,000	131,000	136,000	1,250,000
	300988	South Park Bridge #3179 Maintenance	114,000	246,000	0	0	0	0	749,000
	301204	S. 296th St at 51st Ave SE	129,000	246,000	0	0	0	0	375,000
	301304	SE 320th St at 124th Ave SE	129,000	246,000	0	0	0	0	375,000
	400102	Wynaco Bridge #3194	1,129,000	0	0	0	0	0	1,129,000
	400197	140th Ave SE at Petrovitsky Rd	735,000	8,998,000	0	0	0	0	9,733,000
	400301	SE 208th St at 105th Pl SE	(700,000)	1,886,000	0	0	0	0	1,186,000
	400303	Auburn ITS	300,000	0	0	0	0	0	300,000
	400400	Petrovitsky Rd ITS	1,102,000	0	0	0	0	0	1,102,000
	400698	Benson Rd SE (SR-515) at Carr Rd	7,074,000	9,149,000	0	0	0	0	16,223,000
	400898	Carr Road	2,598,000	0	0	0	0	0	2,598,000
	401004	124th Ave SE at SE 192nd St	517,000	2,142,000	0	0	0	0	2,659,000
	401104	SE 128th St at 196th Ave SE	207,000	492,000	2,217,000	0	0	0	2,916,000
	401195	140th Ave SE	(750,000)	0	0	0	0	0	(750,000)
	401288	Elliott Bridge #3166 w/approaches	1,314,000	0	0	0	0	0	1,314,000
	101404	Woodinville-Duval Rd at 212th Ave NE	228,000	0	305,000	2,869,000	0	0	3,402,000
	401498	Taylor Creek Relocation	200,000	0	0	0	0	0	200,000
	401595	SE 192nd St	(1,500,000)	0	0	0	0	0	(1,500,000)
	500399	Soos Creek Bridge #3106	0	0	0	249,000	196,000	307,000	752,000
	800198	W. Galer Bond Debt Retirement	257,000	255,000	258,000	256,000	254,000	256,000	1,536,000
	800201	CIP Bond Debt Payment	3,700,000	5,389,000	7,685,000	10,620,000	10,620,000	13,512,000	51,526,000
	999386	Cost Model Contingency- 386	2,485,000	3,214,000	3,326,000	3,443,000	3,563,000	3,688,000	19,719,000
	999998	Roads CIP Grant Contingency Project	4,000,000	0	0	0	0	0	4,000,000
	RDCW01	ESA/SAO Mitigation - Maintenance	(466,000)	0	0	0	0	0	(466,000)
	RDCW02	C/W Railroad Xing	(88,000)	44,000	46,000	47,000	49,000	51,000	149,000
	RDCW03	Corridor Studies	50,000	296,000	306,000	317,000	328,000	340,000	1,637,000
	RDCW03	Corridor Studies	(400,000)	0	0	0	0	0	(400,000)
	RDCW04	C/W Guardrail Program	964,000	1,248,000	1,393,000	1,969,000	2,007,000	2,045,000	9,626,000
	RDCW05	C/W Bridge Studies	66,000	37,000	0	0	0	0	103,000
	RDCW07	Intelligent Traffic Management Systems (ITS)	409,000	1,148,000	1,088,000	1,029,000	0	0	3,674,000
	RDCW09	Fish and Habitat Restoration Program	1,016,000	1,169,000	1,210,000	1,252,000	1,297,000	1,341,000	7,285,000
	RDCW10	C/W Bridge Seismic Retrofit	2,565,000	875,000	1,074,000	143,000	142,000	0	4,799,000
	RDCW11	Bridge Priority Maintenance	543,000	312,000	323,000	335,000	346,000	358,000	2,217,000

Attachment C, dated 11-24-03
 Roads Capital Improvement Program
 Proposed Ordinance 2003-0462 - Section 123:

Fund	Project	Description	Total 2004	2005	2006	2007	2008	2009	2004 - 2009
	RDCW12	County Wide 3R	(150,000)	0	0	0	650,000	650,000	1,150,000
	RDCW14	Project Formulation	191,000	579,000	425,000	500,000	561,000	506,000	2,762,000
	RDCW15	RID/LID Participation	0	0	222,000	84,000	325,000	90,000	721,000
	RDCW16	Permit Monitoring & Remed.	403,000	450,000	466,000	482,000	499,000	516,000	2,816,000
	RDCW17	Agreement with Other Agencies	193,000	459,000	430,000	492,000	509,000	527,000	2,610,000
	RDCW18	C/W Drainage Project	611,000	905,000	936,000	968,000	1,002,000	1,036,000	5,458,000
	RDCW19	C/W Signals	1,133,000	266,000	1,113,000	1,222,000	3,167,000	2,220,000	9,121,000
	RDCW21	Stormwater Retrofit Program	0	178,000	184,000	191,000	198,000	204,000	955,000
	RDCW25	Regional Matching Projects	(1,110,000)	0	0	0	0	0	(1,110,000)
	RDCW26	C/W Overlay	2,605,000	6,121,000	5,108,000	6,200,000	7,747,000	7,899,000	35,680,000
	RDCW27	Roads Related Annexation Incentives	5,600,000	0	0	0	0	0	5,600,000
	RDCW28	Non-Motorized Improvements	1,250,000	2,548,000	2,638,000	2,691,000	2,765,000	2,843,000	14,735,000
	100501	208th Ave NE @ Union Hill Road	(50,000)	0	0	0	0	0	(50,000)
	200698	Preston-Fall City Road	(150,000)	0	0	0	0	0	(150,000)
	200799	Ripley Lane	(130,000)	0	0	0	0	0	(130,000)
	201197	E Lk Sammamish SE Safety	(40,000)	0	0	0	0	0	(40,000)
	400600	Berrydale Overcrossing	(520,000)	0	0	0	520,000	0	0
	400800	116th SE @ SE 208th	(30,000)	0	0	0	0	0	(30,000)
	XXXXXXX	County Road 456th/Warner Avenue	300,000	0	0	0	0	0	300,000
	XXXXXXX	Finn Hill Transportation Access	46,000	0	0	0	0	0	46,000
	XXXXXXX	Normandy Park Culvert Emergency Repair	50,000	0	0	0	0	0	50,000
	XXXXXXX	Contra	(9,600,000)	(4,800,000)	(4,800,000)	(4,800,000)	(4,800,000)	(4,800,000)	(33,600,000)
	Total - Fund 3860- 2004 Proposed		49,067,000	92,238,000	46,924,000	60,646,000	73,396,000	41,898,000	364,169,000

14797

Attachment D, dated 11-24-03
 Wastewater Treatment Capital Improvement Program
 Proposed Ordinance 2003-0462 - Section 124:

Fund	Project	Description	Total 2004	2005	2006	2007	2008	2009	2004 - 2009
4616		Wastewater Treatment							
		A20010 South Treatment Plant - Asset Mgmt							
	2004-35	South Plant Daff Tank Restora	0	227,690	268,571	264,289	0	0	760,550
	2004-62	Space Planning Year 3 Phase	0	133,822	158,178	1,059,093	1,389,642	88,098	2,828,833
	423485	Treatment Plant Landscape U	2,498	0	0	0	0	0	2,498
	423514	WTD Corrosion Prevention	0	129,255	230,647	199,333	200,000	200,000	959,235
	423565	South Plant Aeration Manifold	0	0	0	0	0	0	0
	423567	Structural Repairs to Earthqua	433,470	7,444	0	0	0	0	440,914
	423573	STP Convert Disinfection from	2,883,394	2,030,319	1,168,814	70,000	0	0	6,152,527
	423574	STP Fire Alarm System Upgrade	2,691,875	3,234,637	237,420	0	0	0	6,163,932
		Subtotal	6,011,237	5,763,167	2,063,630	1,592,715	1,589,642	288,098	17,308,489
		A20020 South Treatment Plant - New Facilities & Improvement							
	2004-61	Space Planning Year 2 Phase	0	668,989	3,321,017	4,453,392	758,803	0	9,202,201
	2004-86	South Plant Odor Improvement	272,160	307,228	3,281,439	289,383	0	0	4,150,210
	423408	Fuel Cell Demonstration Project	0	333,463	79,974	417	0	0	413,854
	423548	STP Cogen	5,392,012	9,673,499	658,557	0	0	0	15,724,068
	423571	Digestion Enhancement/Full-s	141,667	12,500	0	0	0	0	154,167
	423572	STP Dewatering Equipment Re	1,822,387	2,678,263	0	0	0	0	4,500,650
		Subtotal	7,628,226	13,673,942	7,340,987	4,743,192	758,803	0	34,145,150
		A20040 South Treatment Plant - Asset Mgmt							
	423234	EDRP - Power Equipment Repl	1,521,656	1,967,236	1,081,821	2,923,893	153,846	0	7,648,452
		Subtotal	1,521,656	1,967,236	1,081,821	2,923,893	153,846	0	7,648,452
		Total A20000 South Treatment	15,161,119	21,404,345	10,486,438	9,259,800	2,502,291	288,098	59,102,091
		A20110 West Treatment Plant - Asset Mgmt							
	423305	WPTP - Stepping Power Facto	25,754	0	0	0	0	0	25,754
	423323	WPTP - Process Safety Manag	53,743	0	0	0	0	0	53,743
	423328	WPTP - Digester Cleaning Syste	14,647	0	0	0	0	0	14,647
	423334	WPTP - Sump Pump Wiring Mo	405,774	450,646	6,493	0	0	0	862,913
	423341	PLC Replacements	497,167	167,784	0	0	0	0	664,951
	423351	WTP Community One-time Mit	0	0	0	0	0	0	0
	423352	WTP Regional One-time Mitiga	500,000	0	0	0	0	0	500,000

Attachment D, dated 11-24-03
Wastewater Treatment Capital Improvement Program
Proposed Ordinance 2003-0462 - Section 124:

Fund	Project	Description	Total 2004	2005	2006	2007	2008	2009	2004 - 2009
	423417	Grit System Improvements	11,242,234	4,191,801	1,885,344	3,149,387	5,924,202	949,551	27,342,519
	423461	WTP Clarifier Painting/Coating	0	315,557	404,843	0	0	0	720,400
	423561	WTP Digester Compressor System	648,072	543,921	1,450	0	0	0	1,193,443
		Subtotal	13,387,391	5,669,709	2,298,130	3,149,387	5,924,202	949,551	31,378,370
		A20120 West Treatment Plant - New Facilities & Improvements							
	2004-18	Disinfection Conversion from Chlorine to UV	0	514,339	2,874,802	2,538,935	888,725	0	6,816,801
	2004-60	Space Planning Year 1 Phase	108,946	783,983	803,112	4,905	0	0	1,700,946
	2004-85	West Point Odor Improvement	268,700	400,000	156,970	0	0	0	825,670
	423163	Applied Wastewater Technology	405,296	405,296	405,296	405,296	405,296	402,742	2,429,222
		Subtotal	782,942	2,103,618	4,240,180	2,949,136	1,294,021	402,742	11,772,639
		A20140 West Treatment Plant - Power Mgmt							
	423306	WTP - Plant Electrical Power	40,000	37,000	0	0	0	0	77,000
	423314	WTP - Uninterruptable Power	75,861	0	0	0	0	0	75,861
	423426	Power Reliability Improvement	0	163,362	135	0	0	0	163,497
	423474	WTP West Point Cogen Upgrade	4,174,819	6,969,293	0	0	0	0	11,144,112
		Subtotal	4,290,680	7,169,655	135	0	0	0	11,460,470
		Total A20100 West Treatment Plant	18,461,013	14,942,982	6,538,445	6,098,523	7,218,223	1,352,293	54,611,479
		A20220 Brightwater Treatment Plant - New Facilities & Improvements							
	423457	Brightwater Marine Outfall	2,070,269	2,030,261	4,703,859	4,085,417	1,817,500	21,447,389	36,154,695
	423484	Brightwater Treatment Plant	113,322,229	50,690,530	60,131,841	83,752,456	86,707,940	72,227,206	466,832,202
	423575	Brightwater Conveyance	63,177,066	69,837,992	96,339,859	125,807,308	104,610,420	98,886,058	558,658,703
		Subtotal	178,569,564	122,558,783	161,175,559	213,645,181	193,135,860	192,560,653	1,061,645,600
		Total A20200 Brightwater Treatment Plant - New Facilities & Improvements	178,569,564	122,558,783	161,175,559	213,645,181	193,135,860	192,560,653	1,061,645,600
		A20320 Vashon Treatment Plant-New Facilities & Improvements							
	423460	VTP Vashon Facility Improvement	3,131,111	3,880,584	0	0	0	0	7,011,695
		Subtotal	3,131,111	3,880,584	0	0	0	0	7,011,695
		Total A20300 Vashon Treatment Plant - New Facilities & Improvements	3,131,111	3,880,584	0	0	0	0	7,011,695
		A20410 Conveyance Pipelines and Storage - Asset Mgmt							
	2004-12	Bellevue Interceptor Pipe Rep	96,293	1,214,083	488,320	427	0	0	1,799,123

Attachment D, dated 11-24-03
Wastewater Treatment Capital Improvement Program
Proposed Ordinance 2003-0462 - Section 124.

Fund	Project	Description	Total 2004	2005	2006	2007	2008	2009	2004 - 2009	
	423082	Lake Hills Remediation Project	10,000	0	0	0	0	0	10,000	
	423121	Madsen Creek Erosion & Sewer	0	26,419	19,000	5,890	124,347	115	175,771	
	423363	Auburn Facilities Assessment	0	1,461,588	3,962,060	1,173,746	1,928,731	190,586	8,716,711	
	423524	S.W. Lk. Wa. Int. Rehabilitation	0	112,445	741,113	12,272	0	0	865,830	
		Subtotal	106,293	2,814,535	5,210,493	1,192,335	2,053,078	190,701	11,567,435	
	A20420 Conveyance Pipelines and Storage - New Facilities & Improvements									
	2004-81	SW Interceptor (2004-03)	242,751	5,816,322	6,717,095	12,389,504	50,393,425	72,114,575	147,673,672	
	2004-82	Soos Creek Pump Station D A	755,420	2,458,904	5,080,212	6,961,719	6,961,719	6,659,048	28,877,022	
	423107	Mill Creek Relief Sewer	0	0	0	0	0	0	0	
	423122	South Interceptor Phase I-III	227,442	0	0	0	0	0	227,442	
	423345	Wilburton Siphon Odor Control	0	58,606	395,278	1,718,817	0	0	2,172,701	
	423346	Auburn Facilities Acquisition	22,500	22,500	22,500	22,500	22,500	22,500	135,000	
	423373	RWSP Conveyance System Im	15,316,865	10,065,647	13,380,279	19,786,931	19,467,745	50,936,004	128,953,471	
	423420	ESI Section 1 Capacity Restora	0	0	0	0	0	0	0	
	423519	North Creek Storage Facility	0	0	0	0	0	0	0	
	423520	Tukwila Interceptor/Freeway C	0	380,494	384,943	417,930	1,472,950	1,794,772	4,451,089	
	423557	Carnation Treatment Plant	1,851,079	3,688,593	4,964,614	410,985	0	0	10,915,271	
		Subtotal	18,416,057	22,491,066	30,944,921	41,708,386	78,318,339	131,526,899	323,405,668	
	A20430 Conveyance Pipelines and Storage - Odor Control									
	423269	ESI Lining Program H2S Repair	158,889	1,663,153	165,071	0	0	0	1,987,113	
	423439	Fremont Siphon Odor Control	1,242,043	0	0	0	0	0	1,242,043	
	423468	ESI Chemical Injection	179,534	316,585	0	0	0	0	496,119	
	423527	EBI Odor Study	80,000	2,083	0	0	0	0	82,083	
	423568	North Creek Force Main Disch	248,706	71,192	4,375	0	0	0	324,273	
		Subtotal	1,909,172	2,053,013	169,446	0	0	0	4,131,631	
	Total A20400 Conveyance Pipelines and			20,431,522	27,358,614	36,324,860	42,900,721	80,371,417	131,717,600	339,104,734
	A20510 Conveyance Pump Station - Asset Mgmt									
	423135	Interbay Pump Station	2,541,866	2,732,839	3,808,614	392,196	1,340	0	9,476,855	
	423303	Sweyolacken PS - Pump, Motr	0	3,710,907	1,819,468	1,507	0	0	5,531,882	
	423562	Matthews Beach PS/Force Ma	2,274,770	4,422,240	78,667	0	0	0	6,775,677	
	423563	East Offsite Control Systems &	665,415	1,132,507	631,619	582,785	48,565	0	3,060,891	
	423564	Barton, Murray, 53rd Avenue,	0	1,016,867	412,500	20,833	0	0	1,450,200	
		Subtotal	5,482,051	13,015,360	6,750,868	997,321	49,905	0	26,295,505	

Attachment D, dated 11-24-03
Wastewater Treatment Capital Improvement Program
Proposed Ordinance 2003-0462 - Section 124:

Fund	Project	Description	Total 2004	2005	2006	2007	2008	2009	2004 - 2009
	A20520	Conveyance Pump Station - New Facilities & Improvements							
	423365	Hidden Lake PS/Boeing Creek	1,194,770	10,853,931	11,632,937	13,889	0	0	23,695,527
	423406	Juanita Bay PS - Modifications	15,737,554	7,758,868	7,585,657	5,628,254	0	0	36,710,333
	423407	Kirkland PS - Modifications	0	2,176,678	2,383,760	33,083	0	0	4,593,521
	423494	Fairwood Interceptor (Former)	3,560,131	621,570	0	0	0	0	4,181,701
	423518	Pacific Pump Station	0	483,413	2,036,687	3,729,054	56,170	0	6,305,324
	423521	Bellevue Pump Station	0	5,733,028	6,133,306	3,622,762	0	0	15,489,096
	423549	53rd Street Pump Station Upgrade	1,204,278	939,272	309,447	3,300	0	0	2,456,297
		Subtotal	21,696,733	28,566,760	30,081,794	13,030,342	56,170	0	93,431,799
	A20530	Conveyance Pump Station - Odor Control							
	2004-75	King Street Regulator Odor Control	50,372	70,536	238,057	223,286	0	0	582,251
	2004-76	Pepcon Replacement Study	68,975	5,125	0	0	0	0	74,100
	423219	H2S Odor Control E/W Division	0	0	0	0	0	0	0
	423455	University Regulator Station Odor Control	0	510,000	540,000	0	0	0	1,050,000
	423469	Sweyolocken Discharge Odor Control	5,833	0	0	0	0	0	5,833
		Subtotal	125,180	585,661	778,057	223,286	0	0	1,712,184
	A20540	Conveyance Pump Station - Power Mgmt							
	423154	South Mercer PS - Emergency	200,000	45,633	0	0	0	0	245,633
	423155	Sunset/Heathfield PS - Emergency	2,500	0	0	0	0	0	2,500
	423236	York PS - Upgrade & Power Regulator	400,000	979,860	0	0	0	0	1,379,860
	423506	Emergency Generator Program	2,004,018	2,501,318	542,751	0	0	0	5,048,087
		Subtotal	2,606,518	3,526,811	542,751	0	0	0	6,676,080
		Total A20500 Conveyance Pump Station	29,910,482	45,694,592	38,153,470	14,250,949	106,075	0	128,115,568
	A20620	Combined Sewer Overflow - New Facilities & Improvements							
	423001	Denny Way/Lake Union CSO	6,685,090	4,744,907	415,950	0	0	0	11,845,947
	423003	Ravenna Creek Pipeline	0	0	0	0	0	0	0
	423179	Henderson/MLK CSO	0	9,480,098	20,048	0	0	0	9,500,146
	423272	CP&S Swamp Creek Sewer Treatment	0	700	0	0	0	0	700
	423350	WCC/Ravenna Creek	0	400,500	400,500	32,604	0	0	833,604
	423441	Year 2005 - CSO Update	0	1,022,861	469,012	0	0	0	1,491,873
	423489	Catkeek Overflow Reduction	0	40,937	0	0	0	0	40,937
	423515	CSO Control & Improvement	0	997,129	2,149,515	2,046,343	3,676,915	7,845,859	16,715,761

Attachment D, dated 11-24-03
Wastewater Treatment Capital Improvement Program
Proposed Ordinance 2003-0462 - Section 124.

Fund	Project	Description	Total 2004	2005	2006	2007	2008	2009	2004 - 2009
		Subtotal	6,685,090	16,687,132	3,455,025	2,078,947	3,676,915	7,845,859	40,428,968
	A20650	Combined Sewer Overflow Control - Remediation							
	423056	NOAA Misc. Outfall Sediment	0	279,430	0	0	0	0	279,430
	423059	Source Control (In-kind)	0	150,000	0	0	0	0	150,000
	423062	Non-Project Specific - NOAA	0	23,333	833	0	0	0	24,166
	423368	Sediment Management Plan	3,236,312	3,531,298	8,533,176	11,165,824	1,852,947	530,521	28,850,078
		Subtotal	3,236,312	3,984,061	8,534,009	11,165,824	1,852,947	530,521	29,303,674
	Total A20600	Combined Sewer Overflow (C	9,921,402	20,671,193	11,989,034	13,244,771	5,529,862	8,376,380	69,732,642
	A20700	Inflow & Infiltration							
	423297	RWSP Local Systems I/I Control	0	3,071,833	250,000	0	0	0	3,321,833
		Subtotal	0	3,071,833	250,000	0	0	0	3,321,833
	Total A20700	Inflow & Infiltration	0	3,071,833	250,000	0	0	0	3,321,833
	A20810	Biosolids - Asset Mgmt							
	423141	Biosolids Forestry Equipment	1,005,833	451,667	97,500	68,333	68,333	4,167	1,695,833
	423142	Biosolids Agricultural Equipme	31,000	31,000	31,000	31,000	31,000	2,583	157,583
		Subtotal	1,036,833	482,667	128,500	99,333	99,333	6,750	1,853,416
	A20820	Biosolids - New Facilities & Improvements							
	423140	Biosolids Site Development	300,062	300,062	300,062	300,062	300,062	21,167	1,521,477
		Subtotal	300,062	300,062	300,062	300,062	300,062	21,167	1,521,477
	Total A20800	Biosolids Recyclin	1,336,895	782,729	428,562	399,395	399,395	27,917	3,374,893
	A20920	Water Reuse - New Facilities							
	423258	Future Water Reuse	25,000	54,167	0	0	0	0	79,167
	423462	Mill Creek Habitat Restoration	0	0	0	0	0	0	0
	423507	Bear Creek Interceptor Extens	67,500	67,500	67,500	67,500	67,500	67,500	405,000
	423523	RWSP Water/Wastewater Cor	0	100,000	8,333	0	0	0	108,333
	423528	Water Reuse Satellite Facility	6,000,000	0	0	0	0	0	6,000,000
	423533	Normative Flow	32,909	151,161	125,000	10,417	0	0	319,487
		Subtotal	6,125,409	372,828	200,833	77,917	67,500	67,500	6,911,987

Attachment D, dated 11-24-03
Wastewater Treatment Capital Improvement Program
Proposed Ordinance 2003-0462 - Section 124:

Fund	Project	Description	Total 2004	2005	2006	2007	2008	2009	2004 - 2009
			Total A20900 Water Reuse						
		Total A20900 Water Reuse	6,125,409	372,828	200,833	77,917	67,500	67,500	6,911,987
	A21010 Environmental Laboratory - Asset Mgmt								
	423034	Lab Camp	366,467	338,140	338,140	338,140	338,140	338,140	2,057,167
	423570	Trace Metals ICP-MS	0	0	0	0	0	0	0
		Subtotal	366,467	338,140	338,140	338,140	338,140	338,140	2,057,167
		Total A21000 Environmental Lab	366,467	338,140	338,140	338,140	338,140	338,140	2,057,167
	A21100 Central Functions								
	2004-99	Future Project	0	7,517,000	34,162,000	39,832,000	72,932,000	0	154,443,000
	423086	Water Quality Capital Outlay	343,000	343,000	343,000	343,000	343,000	343,000	2,058,000
	423175	MMIS Implementation	2,440	0	0	0	0	0	2,440
	423311	WTD Financial System Replace	400,070	1,983,963	1,983,963	1,983,963	1,983,963	1,983,963	10,319,885
	423458	Habitat Conservation Program	200,605	1,164,580	800,933	26,059	0	0	2,192,177
	423493	Information Systems	600,981	4,019,218	3,687,136	1,447,736	704,968	0	10,460,039
	423512	Issaquah Hatchery	4,167	0	0	0	0	0	4,167
	423532	ESA Data Management	0	0	0	0	0	0	0
	423550	Freshwater Assessment Progre	2,895,039	2,041,924	607,800	28,747	0	0	5,573,510
	423558	Transfer to SWM Fund 3292 - H	0	229,167	20,833	0	0	0	250,000
	423559	Fall City Assessment Project	0	6,250	0	0	0	0	6,250
	423576	WTD Division-wide Security	0	99,310	0	0	0	0	99,310
		Subtotal	4,446,302	17,404,412	41,605,665	43,661,505	75,963,931	2,326,963	185,408,778
		Total A21100 Central Functions	4,446,302	17,404,412	41,605,665	43,661,505	75,963,931	2,326,963	185,408,778
	A21201 Minor Asset Management - Electric/I&C								
	423551	Electrical/I&C	2,985,746	3,168,506	3,249,384	3,354,366	3,426,667	3,516,667	19,701,336
		Subtotal	2,985,746	3,168,506	3,249,384	3,354,366	3,426,667	3,516,667	19,701,336
	A21202 Minor Asset Management - Mechanical Upgrade & Replacement								
	423552	Mechanical Upgrade & Repld	3,726,559	3,698,582	3,822,077	3,936,739	4,054,842	4,176,488	23,415,287
		Subtotal	3,726,559	3,698,582	3,822,077	3,936,739	4,054,842	4,176,488	23,415,287
	A21203 Minor Asset Management - Odor/Corrosion control								
	423553	Odor/Corrosion Control	651,747	707,573	733,456	755,461	778,125	801,468	4,427,830
		Subtotal	651,747	707,573	733,456	755,461	778,125	801,468	4,427,830

Attachment D, dated 11-24-03
Wastewater Treatment Capital Improvement Program
Proposed Ordinance 2003-0462 - Section 124:

Fund	Project	Description	Total 2004	2005	2006	2007	2008	2009	2004 - 2009
	A21204 Minor Asset Management - Pipeline Replacement								
423555		Pipeline Replacement	2,188,455	2,401,399	2,280,199	2,409,394	2,487,569	2,562,612	14,329,628
		Subtotal	2,188,455	2,401,399	2,280,199	2,409,394	2,487,569	2,562,612	14,329,628
	A21205 Minor Asset Management - Process Replacement/Improvement								
423554		Process Replacement/Improv	3,589,416	3,467,917	3,560,277	3,668,711	3,778,772	3,892,135	21,957,228
		Subtotal	3,589,416	3,467,917	3,560,277	3,668,711	3,778,772	3,892,135	21,957,228
	A21206 Minor Asset Management - Structures/Site Improvement								
423556		Structures/Site Improvement	1,968,685	2,440,372	2,608,298	2,924,944	3,280,350	3,462,012	16,684,661
		Subtotal	1,968,685	2,440,372	2,608,298	2,924,944	3,280,350	3,462,012	16,684,661
	Total A21200 Minor Asset Manager		15,110,608	15,884,349	16,253,691	17,049,615	17,806,325	18,411,382	100,515,970
	Total Wastewater Treatment C		302,971,894	307,007,338	325,259,785	360,979,266	383,439,019	355,466,926	2,036,097,770

14797

Attachment E, dated 11-24-03
 Surface Water Management Capital Improvement Program
 Proposed Ordinance 2003-0462 - Section 125:

Fund	Project	Description	Total 2004	2005	2006	2007	2008	2009	2004 - 2009
3292		SWM CIP NON-BOND SUBFUND							
	0A0977	Sammamish Transition Restoration	75,000	200,000	200,000	200,000	200,000	200,000	1,075,000
	0A1061	Patterson Creek Tributary 383	40,000	0	0	0	0	0	40,000
	0A1205	May Valley Flood Reduction	50,000	0	0	0	0	0	50,000
	0A1206	May Creek Slope Stabilization	0	25,000	0	0	0	0	25,000
	0A1475	Green Duwamish ERS Design Phase	(252,589)	0	0	0	0	0	(252,589)
	0A1505	Tacoma Pipeline V Mitigation	(744,228)	0	0	0	0	0	(744,228)
	0A1525	Plemons Meander Restoration	0	75,000	75,000	130,000	150,000	350,000	780,000
	0A1647	Green/Duwamish River Restoration	592,589	350,000	350,000	350,000	350,000	350,000	2,342,589
	0A1687	Friends of Hylebos Wetland	90,000	0	0	0	0	0	90,000
	0A1767	Des Moines Basin Plan CIP	400,000	338,000	150,000	0	0	0	888,000
	0A1781	Natural Lands CIP - SWM	172,000	100,000	100,000	100,000	100,000	100,000	672,000
	0A1782	Natural Area Building Demolition	0	90,000	50,000	50,000	50,000	50,000	290,000
	0A1785	NDAP (OUUA)	175,000	200,000	200,000	200,000	200,000	200,000	1,175,000
	0A1786	Urban Small CIP/D.H.I.	250,000	130,000	130,000	130,000	130,000	130,000	900,000
	0A1791	Natural Lands CIP - RDP	50,000	50,000	65,000	65,000	65,000	65,000	360,000
	0A1796	Rural NDAP	25,000	25,000	25,000	25,000	25,000	25,000	150,000
	0A1798	Rural SHRP	80,000	100,000	100,000	100,000	100,000	100,000	580,000
	0A1799	Rural DHI	248,000	220,000	250,000	250,000	250,000	250,000	1,468,000
	0A1800	ESA Grant Match Contingency - RDP	400,000	800,000	800,000	800,000	800,000	800,000	4,400,000
	0A1801	Rural ADAP	325,000	325,000	350,000	350,000	350,000	350,000	2,050,000
	0A1802	RDP Steward CIP Reconnaissance	140,000	140,000	140,000	140,000	140,000	140,000	840,000
	0A1803	Rural Emergency & Rapid Response	38,000	50,000	50,000	50,000	50,000	50,000	288,000
	0A1806	Rural Community Partnership Grants Pro	80,000	70,000	80,000	80,000	80,000	80,000	470,000
	0A1808	Drainage Services Retrofit Construction	25,000	10,000	20,000	20,000	20,000	20,000	115,000
	0A1810	Green River ERP - Rural	75,000	100,000	100,000	100,000	100,000	100,000	575,000
	0A1820	Drainage Facility Retrofit Maintenance	160,000	200,000	200,000	200,000	200,000	200,000	1,160,000
	0A1821	Watershed Habitat Project Feasibility Stu	(50,000)	150,000	150,000	150,000	150,000	150,000	700,000
	0A1823	Urban ADAP	230,000	150,500	150,500	150,500	150,500	150,500	982,500
	0A1825	SWM CIP Monitoring & Maintenance	194,500	90,000	90,000	90,000	90,000	90,000	644,500
	0A1826	Cedar/Lk Wash COE	320,000	300,000	300,000	300,000	300,000	300,000	1,820,000
	0A1827	Urban Emergency/Opportunity Program	100,000	100,000	100,000	100,000	100,000	100,000	600,000
	0B1086	Carey Creek Culvert Replacement at 2	0	0	50,000	0	0	0	50,000
	0B1395	Sommeriset CR Drainage IMP	(215,000)	0	0	0	0	0	(215,000)
	0B1505	O'Grady Creek Park Habitat Restoratio	(70,234)	0	0	0	0	0	(70,234)
	0B1595	Ruddel's Addtn Ph 2	(30,942)	0	0	0	0	0	(30,942)
	0B1625	Lakewood Park Improvement	30,000	0	0	0	0	0	30,000

Attachment E, dated 11-24-03
 Surface Water Management Capital Improvement Program
 Proposed Ordinance 2003-0462 - Section 125.

Fund	Project	Description	Total 2004	2005	2006	2007	2008	2009	2004 - 2009
	OB1627	Park Lake Homes "HOPE VI" Grant Cost	200,000	200,000	200,000	200,000	200,000	0	1,000,000
	OB1787	Vashon Opportunity Projects	315,000	50,000	50,000	50,000	50,000	50,000	565,000
	OB1822	Urban LMO Cost Share Program	67,000	50,000	50,000	50,000	50,000	50,000	317,000
	OC1086	Issaquah Trib 0199 Restoration	0	17,500	32,500	0	0	0	50,000
	OC1395	Coal Creek Upstream Improvement	170,000	0	0	0	0	0	170,000
	OC1595	Panther Lake Outlet	0	50,000	50,000	75,000	150,000	200,000	525,000
	OC1625	Lakewood Park LID (WQ Demo)	50,000	0	0	0	0	0	50,000
	OC1790	CIP Reconnaissance - Urban	233,000	250,000	250,000	250,000	250,000	250,000	1,483,000
	OC1795	Rural LMO Cost Share Program	59,271	50,000	50,000	50,000	50,000	50,000	309,271
	OD1085	Issaquah Corridor Enhancement	0	150,000	150,000	150,000	150,000	0	600,000
	OD1145	Weiland 14 Restoration	(15,672)	0	0	0	0	0	(15,672)
	OD1155	Lions Club Channel Restoration	100,000	300,000	0	0	0	0	400,000
	OD1645	N. Fork Hamm Creek Bypass	(108,000)	0	0	0	0	0	(108,000)
	OD1787	CIP Contribution to Stormwater Planning	0	100,000	250,000	312,000	200,000	0	862,000
	OD1790	Stormwater CIP Feasibility	92,000	100,000	50,000	50,000	50,000	50,000	392,000
	OD1797	Watershed Habitat RDP Feasibility Study	0	50,000	50,000	50,000	50,000	50,000	250,000
	OE1085	Issaq CR/Lake Samm WTRWY ACQ	(105,000)	0	0	0	0	0	(105,000)
	OE1145	Cedar Rapids Floodplain Restoration	0	50,000	150,000	150,000	250,000	300,000	900,000
	OE1155	Weiland 79 Habitat Restoration	(49,341)	0	0	0	0	0	(49,341)
	OE1156	Taylor Mandelin Restoration	0	0	50,000	50,000	0	0	100,000
	OE1645	Hamm Creek Water Quality Pond	(300,000)	300,000	0	0	0	0	0
	OE1795	Shinglemill Phase II	(6,672)	0	0	0	0	0	(6,672)
	OF1095	Service Area Wide Small Habitat Restor	120,000	120,000	120,000	120,000	120,000	120,000	720,000
	OF1155	Taylor Creek Final Phase	640,000	654,000	201,000	0	0	0	1,495,000
	OF1795	Tuck Creek Phase II	(12,592)	0	0	0	0	0	(12,592)
	OG1795	Shamrock Park	90,000	100,000	0	0	0	0	190,000
	OL1795	Raging River Preston Reach Restoration	120,000	400,000	50,000	0	0	0	570,000
	OM1787	ESA Grant Match Contingency	1,000,000	1,500,000	1,500,000	1,500,000	1,500,000	1,500,000	8,500,000
	OM1795	Kanaskat Natural Area Access	0	80,000	0	0	0	0	80,000
	ON1795	Wilderness Rim/Lake Brewster Outlet	0	50,000	0	0	0	0	50,000
	OP1795	Patterson Creek Carlton Property	0	150,000	0	0	0	0	150,000
	OQ1787	F3292 Central Costs	53,897	63,200	64,500	65,900	67,000	68,600	383,097
	OQ1788	OIRM Finance/Tech Projects	121,876	0	0	0	0	0	121,876
	OQ1795	Enuwclaw Golf Course Restoration	0	357,000	350,000	313,000	0	0	1,020,000
	OR1787	CIP Planning and Tracking	60,000	60,000	60,000	60,000	60,000	60,000	360,000
	OR1795	324th Ave NE Culvert Replacement	0	150,000	50,000	0	0	0	200,000
	OS1795	Clough Creek Sidement Pond	0	100,000	200,000	200,000	0	0	500,000
	OT1795	Weiss Creek Culvert Replacement	0	180,000	160,000	0	0	0	340,000

Attachment E, dated 11-24-03
 Surface Water Management Capital Improvement Program
 Proposed Ordinance 2003-0462 - Section 125:

Fund	Project	Description	Total 2004	2005	2006	2007	2008	2009	2004 - 2009
	0U1795	Patterson Creek at 52nd	0	50,000	200,000	0	0	0	250,000
	2A1406	WH Beacon Hill CM Pond	(54,437)	0	0	0	0	0	(54,437)
	2B1406	WH Beacon Hill CM Cleanup	(20,952)	0	0	0	0	0	(20,952)
	2B1446	Holmes Pt Mini Trib	(8,884)	0	0	0	0	0	(8,884)
	XXXXX	Transfer to Fund 3522	200,000	0	0	0	0	0	200,000
	XXXXX	Denny Creek Watershed Management	20,000	0	0	0	0	0	20,000
	XXXXX	Laughing Jacobs Creek/Rainbow Ranch	300,000	0	0	0	0	0	300,000
		Total - Fund 3292- 2004 Proposed	6,332,590	10,120,200	8,613,500	7,826,400	7,347,500	7,099,100	47,339,290
3522		OS KC NON BND FND SUBFUND							
	352200	Open Space 3522 Non Bond Opportun	410,000	0	0	0	0	0	410,000
	352201	Open Space Grant Contingency Projec	200,000	0	0	0	0	0	200,000
	352332	South Fork Hamm Creek	100,000	0	0	0	0	0	100,000
	D03522	OS Nonbond County Default	4,390	4,520	4,655	4,795	4,940	5,090	28,390
	352XXX	Lewis Creek	350,000	0	0	0	0	0	350,000
	352XXX	Cedar River Legacy	600,000	0	0	0	0	0	600,000
	352XXX	Hylebos Critical Habitat Preservation	320,000	0	0	0	0	0	320,000
	352XXX	Mauzy Island	250,000	0	0	0	0	0	250,000
	352XXX	Juanita Woodlands	1,000,000	0	0	0	0	0	1,000,000
	352XXX	Walker Creek Headwaters	300,000	0	0	0	0	0	300,000
	352XXX	Judd Creek Acquisition	200,000	0	0	0	0	0	200,000
		Total - Fund 3522- 2004 Proposed	3,734,390	4,520	4,655	4,795	4,940	5,090	3,758,390
		Total All Funds	10,066,980	10,124,720	8,618,155	7,831,195	7,352,440	7,104,190	51,097,680

14797

Attachment F, dated 11-24-03
 Major Maintenance Capital Improvement Program
 Proposed Ordinance 2003-0462 - Section 126.

Fund	Project	MMRF	Description	Total 2004	2005	2006	2007	2008	2009	2004 - 2009
3421	302214		Debt Service	701,900	681,988	686,338	684,813	676,000	0	3,431,039
	341008		General CSP Emergent Project	500,000	0	0	0	0	0	500,000
	341299		General Bldg Emergent Project	500,000	500,000	500,000	500,000	500,000	500,000	3,000,000
	342304		NDMSC PH HVAC & Boiler Rep	208,834	0	0	0	0	0	208,834
	342400		Admin Bldg Domestic Water	0	0	255,000	840,000	645,000	0	1,740,000
	342401		Admin Bldg Hydronic Recirc	0	230,000	0	0	0	0	230,000
	342402		Admin Bldg Exhaust Fan Rep	0	154,539	0	0	0	0	154,539
	342403		Admin Bldg Boxes (VAV, Mixir	0	618,251	750,000	750,000	0	0	2,118,251
	342404		Admin Bldg Other Equipments	587,010	0	0	0	0	0	587,010
	342405		Admin Bldg Roof Openings	0	0	0	0	25,000	0	25,000
	342406		Admin Bldg Controls and Instr	0	0	231,000	0	0	0	231,000
	342407		Admin Bldg Testing and Balan	0	0	110,000	0	0	0	110,000
	342408		Admin Bldg Ceiling Finishes	0	0	0	0	305,000	0	305,000
	342409		Admin Bldg Elevators and Lift	764,391	0	0	0	0	0	764,391
	342410		Admin Bldg Electrical Service	0	0	0	201,000	0	0	201,000
	342411		Admin Bldg Other Electrical S	0	0	0	120,000	0	0	120,000
	342412		Admin Bldg Wall Finishes	0	0	0	0	74,000	0	74,000
	342413		Admin Bldg Floor Finishes	0	0	0	0	600,000	0	600,000
	342414		Admin Bldg Roof Coverings	0	0	0	0	242,000	0	242,000
	342418		BD Evidence & Lab-Office Co	0	0	0	6,000	0	0	6,000
	342421		BD Evidence & Lab-Whse Dist	0	0	0	5,500	0	0	5,500
	342422		BD Evidence & Lab-Whse Co	0	0	0	4,500	0	0	4,500
	342423		BD Evidence & Lab-Whse Test	0	0	0	1,500	0	0	1,500
	342424		BD Evidence & Lab-Whse Terr	0	0	0	61,000	0	0	61,000
	342425		BD Evidence & Lab-Whse Light	0	14,000	0	0	0	0	14,000
	342426		Black River Parking Lots	0	0	0	0	425,000	0	425,000
	342427		Black River Fittings	0	0	0	0	49,000	0	49,000
	342428		Black River Boxes (VAV, Mixin	0	0	0	0	0	0	0
	342429		Black River Hot Water Heaters	0	219,000	0	0	0	0	219,000
	342430		Black River Floor Finishes	0	10,000	0	0	0	0	10,000
	342431		Black River Wall Finishes	0	0	0	0	191,000	0	191,000
	342432		Black River Elevators and Lifts	0	0	0	0	11,000	0	11,000
	342433		Black River Electrical Service	0	182,000	0	0	0	0	182,000
	342434		Black River Interior Doors	0	0	0	173,000	0	0	173,000
	342435		Black River Testing and Balan	0	0	0	0	57,000	0	57,000
	342438		Courthouse Heat Generating	0	23,000	0	0	0	220,000	23,000
					0	0	0	0	0	220,000

Attachment F, dated 11-24-03
 Major Maintenance Capital Improvement Program
 Proposed Ordinance 2003-0462 - Section 126.

Fund	Project	Description	Total 2004	2005	2006	2007	2008	2009	2004 - 2009
	342439	Courthouse Window Repair P	0	235,729	0	0	0	0	235,729
	342440	Courthouse Window Repair P	0	0	2,000,000	600,000	0	0	2,600,000
	342441	Courthouse Elevator door op	0	0	445,000	0	0	0	445,000
	342442	Courthouse Work Release HV	0	0	885,718	0	0	0	885,718
	342443	Courthouse 4th/James Slidew	0	491,000	0	0	0	0	491,000
	342444	Courthouse 12th Floor HVAC	135,409	0	0	0	0	0	135,409
	342445	Courthouse Domestic Water	165,591	0	0	0	0	0	165,591
	342446	Courthouse Plumbing Fixtures	0	0	0	0	0	230,000	230,000
	342447	Courthouse Hot Water Heate	0	0	0	0	154,000	0	154,000
	342448	Courthouse Electrical Service	433,243	1,500,000	0	0	0	0	1,933,243
	342449	Courthouse Lighting and Brac	0	0	0	300,000	1,400,000	0	1,700,000
	342450	Courthouse Lighting Controls	0	0	0	142,000	0	0	142,000
	342451	Courthouse Fittings	0	0	0	0	0	309,000	309,000
	342452	Courthouse Stair Finishes	0	0	0	0	100,000	0	100,000
	342453	Courthouse Wall Finishes	0	0	0	0	180,000	0	180,000
	342454	Courthouse Exterior Wall Finis	0	0	0	0	439,000	0	439,000
	342455	Courthouse 12th Floor Heat P	1,916,992	0	0	0	0	0	1,916,992
	342456	Courthouse Energy Supply	0	0	0	0	0	60,000	60,000
	342457	Courthouse Terminal and Pac	0	0	0	0	500,000	2,700,000	3,200,000
	342458	Courthouse Controls and Inst	0	0	0	0	0	562,000	562,000
	342459	Courthouse Testing and Balan	0	0	0	0	0	262,000	262,000
	342460	Courthouse Floor Finishes	0	0	0	0	500,000	1,000,000	1,500,000
	342461	Courthouse Water Supply	0	0	0	0	0	5,500	5,500
	342462	Courthouse Sanitary Sewer	0	0	0	0	0	9,000	9,000
	342463	Courthouse Storm Sewer	0	0	0	0	0	18,000	18,000
	342466	DC Aukeen Terminal and Pac	0	0	0	0	0	227,000	227,000
	342467	DC Aukeen Controls and Inst	75,535	0	0	0	0	0	75,535
	342468	DC Aukeen Communications	0	0	15,000	0	0	0	15,000
	342469	DC Aukeen Fire Alarm System	0	0	20,000	0	0	0	20,000
	342470	DC Aukeen Site Lighting	0	0	0	9,000	0	0	9,000
	342471	DC Aukeen Parking Lots	0	0	0	0	0	49,000	49,000
	342472	DC Aukeen Other Electrical S	0	0	0	0	23,000	0	23,000
	342473	DC Aukeen Exterior Wall Finis	(500,000)	0	0	0	27,000	0	(473,000)
	342473	DC Aukeen Exterior Wall Finis	500,000	0	0	0	27,000	0	527,000
	342474	DC Issaquah Exterior Wall Finis	0	0	0	0	0	0	0
	342474	DC NE Redmond Testing and	0	49,068	0	0	0	27,000	76,068
	342477	DC NE Redmond Testing and	0	0	0	0	0	0	0
	342478	DC NE Redmond Parking Lots	0	0	0	0	78,000	0	78,000

Attachment E, dated 11-24-03
 Major Maintenance Capital Improvement Program
 Proposed Ordinance 2003-0462 - Section 126:

Fund	Project	Description	Total 2004	2005	2006	2007	2008	2009	2004 - 2009
	342479	DC NE Redmond Wall Finishes	0	0	0	0	0	21,000	21,000
	342481	DC Shoreline Floor Finishes	0	0	0	50,000	0	0	50,000
	342482	DC Shoreline Testing and Bal	0	4,500	0	0	0	0	4,500
	342483	DC Shoreline Fire Alarm System	0	0	0	16,000	0	0	16,000
	342484	DC Shoreline Hot Water Heat	0	0	0	0	0	0	6,500
	342487	DC SW Burien Exterior Wall/Fa	0	0	6,500	0	0	0	78,000
	342488	DC SW Burien Fire Alarm System	0	0	0	16,000	0	0	16,000
	342489	DC SW Burien Floor Finishes	0	0	0	50,000	0	0	50,000
	342490	DC SW Burien Wall Finishes	0	0	0	18,000	0	0	18,000
	342492	Election Warehouse Electrical	0	0	0	0	0	12,000	12,000
	342493	Election Warehouse Exterior V	0	0	0	0	32,000	0	32,000
	342494	Election Warehouse Exterior D	0	0	0	0	29,000	0	29,000
	342495	Election Warehouse Fittings	0	0	0	0	10,000	0	10,000
	342496	Election Warehouse Wall Finis	0	0	0	0	25,000	0	25,000
	342497	Election Warehouse Floor Fini	0	0	0	0	24,000	0	24,000
	342498	Election Warehouse Ceiling F	0	0	0	0	6,000	0	6,000
	342499	Election Warehouse Lighting	0	0	0	0	0	51,000	51,000
	342500	KC Parking Garage Elevators	522,961	0	0	0	0	0	522,961
	342600	KC Parking Garage Terminal	0	276,620	0	0	0	0	276,620
	342601	KC Parking Garage Floor Finis	0	0	0	0	0	85,000	85,000
	342602	KC Parking Garage Electrical	0	0	0	0	0	501,000	501,000
	342603	KC Parking Garage Other Ele	0	0	0	0	0	16,000	16,000
	342604	KC Parking Garage Fittings	0	0	0	0	19,200	0	19,200
	342605	KC Parking Garage Wall Finis	0	0	0	0	35,000	0	35,000
	342606	KC Parking Garage Fire Alarm	0	0	60,000	0	0	0	60,000
	342607	KC Parking Garage Commun	0	0	6,500	0	0	0	6,500
	342610	KCCF Domestic Water Tank R	0	169,653	0	0	0	0	169,653
	342611	KCCF Damper & Chiller Water	0	0	0	0	0	41,039	41,039
	342612	KCCF HVAC System Design C	0	0	250,050	0	0	0	250,050
	342613	KCCF Controls and Instrumen	0	0	0	352,045	0	0	352,045
	342614	KCCF Testing and Balancing	0	0	0	167,000	0	0	167,000
	342615	KCCF Boxes (VAV, Mixing)	0	0	200,000	900,000	0	0	1,100,000
	342616	KCCF Wall Finishes	0	0	0	0	260,616	0	260,616
	342617	KCCF Lighting and Branch W	0	118,205	400,000	170,000	0	0	688,205
	342618	KCCF Domestic Water Distrib	693,173	709,000	850,000	0	0	0	2,252,173
	342619	KCCF Floor Finishes	0	0	0	0	480,000	0	480,000
	342620	KCCF Elevator Cab Interiors	0	0	0	165,000	0	0	165,000

Attachment E, dated 11-24-03
 Major Maintenance Capital Improvement Program
 Proposed Ordinance 2003-0462 - Section 126:

Fund	Project	Description	Total 2004	2005	2006	2007	2008	2009	2004 - 2009
	342621	KCCF Terminal and Package	0	0	400,000	1,600,000	0	0	2,000,000
	342622	KCCF Fire Alarm Systems	0	0	0	358,000	0	0	358,000
	342623	KCCF Other Fire Protection Sy	0	0	0	170,000	0	0	170,000
	342624	KCCF Heat Generating System	0	0	0	0	137,000	0	137,000
	342625	KCCF Other Electrical System	0	0	0	0	0	430,000	430,000
	342630	Kent Animal Shelter Roadway	0	0	0	7,000	0	0	7,000
	342631	Kent Animal Shelter Finishes, E	0	0	0	0	233,000	0	233,000
	342632	Kent Animal Shelter Exterior W	0	0	0	0	0	10,000	10,000
	342633	Kent Animal Shelter Exterior L	0	0	0	14,000	0	0	14,000
	342636	Marr Lot Roadways	0	0	0	0	52,500	0	52,500
	342637	Marr Lot Parking Lots	0	0	0	0	52,500	0	52,500
	342638	PH Auburn Exterior Windows	0	0	0	10,000	0	0	10,000
	342639	PH Auburn Floor Finishes	0	0	0	19,000	0	0	19,000
	342640	PH Auburn Communications	0	0	0	0	73,000	0	73,000
	342641	PH Auburn Roadways	0	0	0	0	0	5,000	5,000
	342642	PH Auburn Wall Finishes	0	0	0	10,000	0	0	10,000
	342644	PH Eastgate Exterior Wall Finis	0	0	28,000	0	0	0	28,000
	342645	PH Eastgate Wall Finishes	0	0	29,000	0	0	0	29,000
	342646	PH Eastgate Hot Water Heate	0	0	28,000	0	0	0	28,000
	342647	PH Eastgate Boxes (VAV, Mixi	0	0	71,000	0	0	0	71,000
	342648	PH Eastgate Communication	0	0	108,000	0	0	0	108,000
	342649	PH Eastgate Parking Lots	0	0	95,000	0	0	0	95,000
	342650	PH Eastgate Controls and Inst	0	0	15,000	0	0	0	15,000
	342651	PH Eastgate Floor Finishes	0	0	54,000	0	0	0	54,000
	342652	PH Eastgate Roadways	0	0	48,000	0	0	0	48,000
	342653	PH Federal Way Testing and E	0	0	0	0	7,200	0	7,200
	342654	PH Federal Way Floor Finishes	0	0	0	0	53,000	0	53,000
	342655	PH Federal Way Wall Finishes	0	0	0	0	28,000	0	28,000
	342656	PH Federal Way Hot Water He	0	0	0	0	28,000	0	28,000
	342657	PH Federal Way Boxes (VAV,	0	0	0	0	70,000	0	70,000
	342660	Youth Alder Domestic Water	0	0	0	125,000	0	0	125,000
	342661	PH NDMSC Communications	0	0	124,000	0	0	0	124,000
	342662	PH NDMSC Floor Finishes	225,850	0	0	0	0	0	225,850
	342667	PH Northshore Testing and Ba	0	0	0	0	5,100	0	5,100
	342668	PH Northshore Terminal and P	0	0	0	0	128,000	0	128,000
	342669	PH Northshore Boxes (VAV, M	0	0	0	0	49,000	0	49,000
	342670	PH Northshore Communicatio	0	0	0	0	75,000	0	75,000

Attachment E, dated 11-24-03
 Major Maintenance Capital Improvement Program
 Proposed Ordinance 2003-0462 - Section 126:

Fund	Project	Description	Total 2004	2005	2006	2007	2008	2009	2004 - 2009
	342671	PH Northshore Controls and Ir	0	0	0	0	10,000	0	10,000
	342672	PH Northshore Wall Finishes	0	0	0	0	20,000	0	20,000
	342673	PH Northshore Floor Finishes	0	0	0	0	38,000	0	38,000
	342674	PH Northshore Roadways	0	0	0	0	22,000	0	22,000
	342676	PH Renton Fire Alarm Systems	105,002	0	0	0	0	0	105,002
	342677	PH Renton Floor Finishes	66,139	0	0	0	0	0	66,139
	342678	PH Renton Parking Lots	0	0	0	0	173,000	0	173,000
	342679	PH Renton Roadways	0	0	0	0	69,000	0	69,000
	342680	PH Renton Testing and Balanc	0	0	0	4,200	0	0	4,200
	342681	PH White Center Controls and	133,992	0	0	0	0	0	133,992
	342682	PH White Center Interior Door	0	0	0	0	0	42,000	42,000
	342683	PH White Center Fittings	0	0	0	0	0	8,000	8,000
	342684	PH White Center Pedestrian P	0	0	0	29,000	0	0	29,000
	342685	PH White Center Wall Finishes	0	0	0	0	0	16,000	16,000
	342686	PH White Center Fire Alarm Sy	0	0	0	0	0	23,000	23,000
	342687	PH White Center Communicat	0	0	0	0	0	60,000	60,000
	342688	PH White Center Hot Water H	0	0	0	0	0	15,500	15,500
	342689	PH White Center Lighting and	0	0	0	0	25,000	0	25,000
	342690	PH White Center Other Electr	0	0	0	0	15,000	0	15,000
	342691	PH White Center Floor Finishes	0	0	0	0	0	30,000	30,000
	342694	Precinct No. 2 Parking Lots	0	0	0	0	69,000	0	69,000
	342695	Precinct No. 2 Floor Finishes	0	47,400	0	0	0	0	47,400
	343200	Precinct No. 3 Other Hvac Sys	0	0	0	30,000	0	0	30,000
	343201	Precinct No. 3 Exterior Wall Fir	0	0	0	17,000	0	0	17,000
	343202	Precinct No. 3 Parking Lots	0	0	0	0	173,000	0	173,000
	343204	Precinct No. 3 Communicatio	0	0	0	18,000	0	0	18,000
	343205	Precinct No. 3 Roadways	0	0	0	0	11,000	0	11,000
	343207	Precinct No. 4 Wall Finishes	0	0	0	16,000	0	13,000	13,000
	343208	Precinct No. 4 Fire Alarm Syste	0	0	0	0	0	0	0
	343209	Precinct No. 4 Floor Finishes	0	0	0	0	290,000	21,000	290,000
	343210	RJC-Courts Exterior Wall Finish	0	0	108,000	0	0	0	108,000
	343211	RJC-Courts Testing and Balan	0	0	0	0	0	0	0
	343213	RJC-Defention Heat Wheel Re	480,583	0	0	0	0	0	480,583
	343214	RJC-Defention Variable Freq	145,831	0	0	0	0	0	145,831
	343216	RJC-Defention Dom Water lo	0	0	0	31,892	0	0	31,892
	343217	RJC-Defention Boiler Burners	0	0	0	0	0	375,000	375,000
	343218	RJC-Defention Testing and Bd	0	0	150,000	0	0	0	150,000

Attachment E, dated 11-24-03
 Major Maintenance Capital Improvement Program
 Proposed Ordinance 2003-0462 - Section 126.

Fund	Project	Description	Total 2004	2005	2006	2007	2008	2009	2004 - 2009
	343219	RJC-Defention Exterior Wall Fi	0	0	0	0	0	442,000	442,000
	343223	Yesler Building Roof Coverings	0	0	0	0	115,000	0	115,000
	343224	Yesler Building Roof Openings	0	0	0	0	12,000	0	12,000
	343225	Yesler Building Yesler Toilet roo	0	0	0	0	0	125,000	125,000
	343226	Yesler Building Stair Finishes	0	0	0	20,000	0	0	20,000
	343227	Yesler Building Boxes (VAV, M	0	894,443	825,000	0	0	0	1,719,443
	343228	Yesler Building Elevators and	0	608,204	0	0	0	0	608,204
	343229	Yesler Building Electrical Servi	85,863	0	0	0	0	0	85,863
	343230	Yesler Building Floor Finishes	0	0	0	0	285,000	0	285,000
	343232	Youth - Alder Site Lighting	0	16,888	0	0	0	0	16,888
	343233	Youth - Alder HVAC Upgrade	268,515	1,562,000	100,000	0	0	0	1,930,515
	343234	Youth - Alder Defention Surve	0	0	0	0	0	686,000	686,000
	343235	Youth - Alder Wall Finishes	0	0	0	0	0	60,000	60,000
	343236	Youth - Alder Floor Finishes	0	0	0	0	0	155,000	155,000
	343237	Youth - Alder Interior Doors	0	0	0	0	0	105,000	105,000
	343238	Youth - Alder Communicator	0	0	0	0	0	530,000	530,000
	343240	Youth - Spruce Testing and Ba	0	0	45,000	0	0	0	45,000
	343241	Youth - Spruce Wall Finishes	0	0	0	60,000	0	0	60,000
	343242	Youth - Spruce Floor Finishes	0	0	0	162,000	0	0	162,000
	343243	Youth - Spruce Terminal and F	0	0	0	825,000	0	0	825,000
	343244	Youth - Spruce Controls and I	0	0	0	95,000	0	0	95,000
	343245	Youth - Spruce Other Equipm	0	0	0	136,000	0	0	136,000
	343247	KCCF - Kitchen Floor Replace	492,968	0	0	0	0	0	492,968
	343248	PH NDMSC Parking Lots	355,442	0	0	0	0	0	355,442
	343249	KCCF - Other Equipment (Wir	0	340,000	0	0	0	0	340,000
	Total - Fund 3421 - 2004 Propo		9,565,224	9,655,488	9,899,106	10,137,450	10,467,116	10,057,039	59,781,423




Metropolitan King County Council

MEMORANDUM

December 12, 2003

TO: Councilmembers

FM: Anne Noris, Clerk of the Council 

RE: Partial Veto Message for Ordinance 14797, adopting the 2004 Annual Budget

Attached is a copy of the veto message from the Executive partially vetoing the 2004 Budget. This partial veto is of three provisos, which are explained in the veto message. The budget and partial veto were filed on Thursday, December 11, 2003 at 2:50 p. m. I have not included a copy of the budget itself; please let me know if you would like a copy.

Section 230.20 of the Charter provides: "Within thirty days after an ordinance has been vetoed and returned or partially vetoed and returned, the county council may override the veto or partial veto by enacting the ordinance by a minimum of nine affirmative votes."

Cc: Shelley Sutton, Policy Staff Director
Jim Brewer, Legal Counsel
Rebecha Cusack, Budget & Fiscal Management



King County

Ron Sims

King County Executive

516 Third Avenue, Room 400
Seattle, WA 98104-3271

206-296-4040 206-296-0194 Fax

TTY Relay: 711

www.metrokc.gov

RECEIVED
2003 DEC 11 PM 2:05
CLERK
KING COUNTY COUNCIL

December 11, 2003

The Honorable Cynthia Sullivan
Chair, King County Council
Room 1200
COURTHOUSE

Dear Councilmember Sullivan,

I have signed the 2004 Budget Ordinance as passed by the King County Council, with the exception of a partial veto of proviso language in three sections of the ordinance. The Council adopted budget largely reflects my Proposed Budget which I transmitted to the Council in October. It is the third consecutive year we have addressed major challenges facing the Current Expense fund and it is important to remember that these challenges will continue to be the focal point of our budget.

I would like to take this opportunity to acknowledge and thank you as the Chair of the County Council and the other members of the County Council for your fine work on a difficult budget. I particularly want to thank Councilmember Larry Phillips and Councilmember Jane Hague for their leadership in producing a balanced and fiscally prudent budget. This demanding budget was completed through a bipartisan effort and adopted by a 13-0 vote.

As I proposed, and the Council adopted, this 2004 budget is different from previous budgets in fundamental ways. This budget implements the recommendations of the Budget Advisory Task Force. Last November, I asked Bob Wallace and John Warner to co-chair a Budget Advisory Task Force comprised of former governors and county executives, John Spellman and Booth Gardner, and other local leaders. The Task Force made very clear that the fundamental problem facing the County's Current Expense fund is that expenditures are growing at 5-6% per year while revenues are growing at about 2% per year. As the Task Force Report stated, *"...as currently structured and funded, King County's general government services are not sustainable."*

The Budget Advisory Task Force recommended King County undertake several initiatives aimed at reducing expenditures over the next few years and take steps to move out of urban local service delivery consistent with our long-term regional land-use vision. The Adopted 2004



Budget establishes a \$10 million Annexation Incentive Reserve and earmarks other monies to provide both cities and the residents in these urban unincorporated areas the means to at least partially finance the transition to city rule. These monies are intended to facilitate annexation of the remaining urban unincorporated areas. This annexation strategy will take several years to accomplish. We have initiated dialogue with residents of unincorporated areas and work has already begun with cities to refine the basis on which these annexation negotiations will occur.

The adopted budget incorporates significant new revenues without imposing a general tax increase. Through a combination of specific voter-approved actions, innovative asset management, and continued aggressive pricing of fees for service, this budget includes new Current Expense fund revenues that have mitigated the need for service cuts in 2004 without imposing a general tax increase, and will provide greatly needed stability to two service areas that have been particularly hard hit in recent budget years: parks and human services.

I am pleased that the Council supported my proposal for the County's solid waste utility to begin paying rent for use of the Cedar Hills Landfill, an asset owned by the County's general fund. I also want to thank the Council for passing the Solid Waste Omnibus ordinance which will provide the cost savings needed to permit the payment of the rent costs. This action has the added advantage of eliminating the current subsidy to the private haulers and will stabilize rates for the next several years. There is now a twenty-five year revenue stream to the Current Expense fund in the form of an annual rent payment of \$7 million, that is dedicated to the support of discretionary regional human services and health services that would otherwise be eliminated in the face of on-going budget cuts.

Veto of Provisos

I have vetoed several provisos in the 2004 Adopted Budget for the reasons described below:

Parks and Recreation

Section 86 Parks and Recreation: Page 42, lines 928 - 944

Proviso Short Title: Locations for Tent City IV

Of this appropriation, \$50,000 shall not be expended until after the executive has certified to the council that at least three suitable, county-owned or controlled sites have been proposed to SHARE/WHEEL as locations for Tent City IV and the executive has transmitted to the council any necessary proposed legislation to authorize use of the site or sites. These sites shall be located in the county outside of the city of Seattle, be within half a mile of a bus stop, shall have an open space for camping that is at least half the size of a football field and shall be close to the facility of a supportive community or faith-based organization, which may include, but is not limited to, churches. Consideration could be given to negotiating an agreement with the state of Washington to use the North Rehabilitation Facility site after the county completes demolition of the facility. Additionally, neighborhood outreach needs to be a major consideration, as should coordination with United Way's "Committee to End Homelessness Now."

The Honorable Cynthia Sullivan
December 11, 2003
Page 3

The report required to be submitted by this proviso must be filed in the form of 15 copies with the clerk of the council, who will retain the original and will forward copies to each councilmember and the lead staff of the law, justice and human services committee or its successor.

The first vetoed proviso is located in the Parks and Recreation division. This is the proviso which requires that the Executive propose three sites as locations for Tent City4. As I explained in my November 18, 2003 memo to Councilmember Phillips, I understand the desire to find a suitable location for a new Tent City4. I am unconvinced that Tent City is the best direction for County efforts to end homelessness. While it does provide an alternative to the streets, I feel strongly that people should be in stable housing and that is my focus. I agree that we must continue to maximize all available resources – federal, state and county funds – to create emergency shelter, transitional housing and support, and long term affordable housing that helps individuals and families achieve the stability to find or keep jobs and get back on their feet. We are continuing to explore partnerships with faith communities, housing developers, and community groups to create a range of permanent housing specifically to help low-income individuals and families. We will also explore federal McKinney and other homeless service grants to look for ways to increase our short-term emergency shelter beds. I am dedicated to our ongoing effort to address homelessness in King County and to seek viable solutions to these issues.

King County's public park lands are simply not an appropriate or, potentially, a legal alternative for this temporary housing proposal. The King County Code limits the length of stay in County parks in *section 7.12.160 Camping occupancy policy*. In addition to the code restrictions on camping occupancy, many of King County's park properties have been purchased in whole or in part with state and federal recreation grants or County bond proceeds, which prohibit uses inconsistent with public enjoyment of the property as recreation or open space land. There are several other concerns such as security issues, the impact of potential nighttime noise, concerns of our employee groups, liability issues, as well as possible impact on insurance rates in the future. We all need to understand the implications of each of these issues prior to implementing a new County function. For all of these reasons, I am vetoing this proviso.

Solid Waste

Section 95 Solid Waste: Page 49, lines 1101-1110.
Proviso Short Title: Tonnage diversion report

Of this appropriation, \$500,000 shall not be expended or encumbered until the solid waste division submits to the council, no later than May 1, 2004, and the council approves by ordinance, a plan to divert solid waste transfer station usage from over-capacity transfer stations to under-utilized transfer stations in their county. If the division does not submit the plan by May 1, 2004, this amount shall revert to fund balance.

The plan required to be submitted by this proviso must be filed in the form of 15 copies with the clerk of the council, who will retain the original and will forward copies to each councilmember and to the staff for the budget and fiscal management committee and for the utilities committee or their successors."

The second vetoed proviso is located in the Solid Waste Division. This proviso does not offer a practical solution to the area of concern intended to be addressed. There is no feasible way to divert either commercial haulers or self-haul customers from using the transfer station most conveniently located for them without some significant regulatory or pricing changes that would require amending the Solid Waste Comprehensive Plan. Any such plan, if effective, would also have impacts on the transportation system as customers would be transporting loads over longer distances. The changes required for such a plan, as well as the impacts, should be discussed with cities and other stakeholders through the next planned update of the Comp Plan, scheduled for 2005.

In the meantime, the 2004 Solid Waste operating budget cannot sustain a \$500,000 restriction or loss of funding and still meet the commitments incorporated in the 2004 Adopted Budget. I will transmit legislation in early 2004 seeking reinstatement of this spending authority and submitting a timetable and plan for working with cities and other stakeholders to explore the feasibility of such a plan within the context of the next update of the Solid Waste Comprehensive Plan.

Solid Waste Capital Improvement Program

Section 122 Capital Improvement Program: Page(s) 68 - 69, lines 1535 through 1556.

Proviso Short Title: Houghton Transfer Station Facility Master Plan and Transfer Station Seismic Retrofit

Because the Houghton transfer station currently exceeds acceptable service level criteria and tonnage capacity as adopted by Motion 11601 in August 2002, no funds shall be expended or encumbered for CIP Project 013086, Houghton Transfer Station Facility Master Plan, and no funds shall be expended or encumbered for CIP Project 003093, Transfer Station Seismic Retrofit [at the Houghton transfer station], until the executive submits to the council by March 1st, 2004, and the council approves by ordinance, a comprehensive report presenting multiyear phased-in options to close the Houghton transfer station and transfer its tonnage and services throughout the rest of the county's solid waste system. If the report is not submitted on or before March 1st, 2004, appropriation authority for these two projects shall lapse and funds shall revert to fund balance.

The comprehensive report shall identify for each option: the effects of each option on the solid waste capital plan; the associated rate impacts; the traffic diversion impacts; the impacts of each option on other transfer stations; any administrative or operational steps, such as permits, necessary to implement the option and any changes to the King County Code or Comprehensive Solid Waste Management Plan necessary to implement the option.

The report must be filed with the clerk of the council. The original and 15 copies must be delivered to the clerk who will retain the original and will forward copies to each councilmember and the lead staff of the utilities committee or its designee or successor committee.

The Honorable Cynthia Sullivan

December 11, 2003

Page 5

The third vetoed proviso concerns the Houghton Transfer Station. The proviso would prohibit the expenditure of funds for the Houghton Facility Master Plan (FMP) and for the Houghton Seismic Retrofit project, including the planned replacement of the roof, which we know is at risk of failure in the event of a moderate seismic event or a heavy snowfall, until the Council approves a plan for closing the Houghton Transfer Station. The proviso establishes a deadline of March 1st for the Executive to transmit a report presenting options for closing Houghton; and if this deadline is not met, the funds appropriated for the Houghton FMP and Seismic Retrofit projects shall lapse and revert to fund balance.

These two Houghton projects were stalled throughout 2003 as a result of a similar proviso in the 2003 budget. We cannot continue to place our citizens and our employees at risk, and these safety improvements must be made. While I am willing to consider plans for closing the Houghton Transfer Station, such a decision cannot be made outside of the context of the planning underway for the entire system in preparation for waste export. I do want to emphasize that although I am vetoing this proviso, I still intend to transmit a comprehensive report regarding Houghton to the Council. But this planning will need to involve the cities through the Regional Policy Committee (RPC) and will need to consider the impacts on other communities in the event the Houghton Transfer Station is closed. While the "eastside strategy" for transfer station system configuration is one of the issues I hope the RPC will consider early in 2004, any plan that would include closing Houghton would almost certainly need to be referred to the 2005 update of the Solid Waste Comprehensive Plan.

In the interim, it is not reasonable to defer any longer the safety-related improvements needed at the Houghton Transfer Station; and it may be necessary to spend some of the FMP budget to determine appropriate improvements for whatever remaining time this transfer station is in operation. I will transmit legislation, early in 2004, seeking spending authority for the Houghton FMP and essential safety-related improvements at the Houghton Transfer Station, as well as a proposed timeline for developing closure options in the context of the next planned update of the Solid Waste Comprehensive Plan.

Road Services CIP Budget to be Revised in Early 2004

The 2004-2009 Road Services capital program suffered a significant negative fiscal impact when the Washington State Supreme Court upheld Initiative 776 language precluding collection of King County local option license fee (VLF) revenue. In addition to the \$33.6 million reduction in VLF revenue collections, the County is also likely to lose grant funding and projected bond proceeds leveraged by VLF revenue.

The Honorable Cynthia Sullivan
December 11, 2003
Page 6

The Council decision to balance the Road Services financial plan with an expenditure reduction placeholder makes it possible to conduct a thorough reassessment of the 2004-2009 Road capital program. Following transmittal of the revised 2004-2009 plan by February 15th, Executive staff will be available to work with Council to facilitate approval in time for the upcoming construction season.

The Future

The new revenues adopted and the new streams we have created in the 2004 budget have provided a brief respite from the requirements of the past two years to make dramatic spending reductions in the Current Expense fund. However, our structural problems remain. Early projections indicate that we will again face deficits of \$15 to \$25 million a year for the foreseeable future. Therefore, we must continue efforts to work with our employees and their representatives to find ways to reduce costs and operate more efficiently. We have built a strong working relationship with labor and it has paid off as they have worked with us in parks, solid waste, the jail, and many other County agencies that have taken significant budget reductions in the past three years.

The underlying structural problem of expenditures and revenues being out of balance remains. This budget sets a path to greater fiscal stability. By making strategic investments, by streamlining County government, by taking advantage of reasonable revenue opportunities, we have put King County on the path to a more secure future.

The annexation of urban unincorporated areas is not a short-term strategy, nor is it a panacea, but it is essential to our financial stability. Multiple other actions must occur, over time, to stabilize the County's Current Expense budget and slow the rate of service level reductions. Success in this annexation strategy will require support from the Council, cities, and the residents of these urban unincorporated areas. Most importantly, success will require that the County reduce local urban service budgets as annexations occur, to account for the loss of tax base and loss of service responsibility.

By adoption of this Budget, the Council and I have shown that we are willing to think many years ahead and take steps today that will pay off in the future. I thank the Council for joining me in taking these bold steps to fulfill the County's vision as a regional government.

Finally, the 2004 Adopted Budget Ordinance does have some technical issues. I intend to send the Council these correction items early next year.


The Honorable Cynthia Sullivan

December 11, 2003

Page 7

I want to thank all of you again for the cooperative and bipartisan approach to the 2004 budget. Our ability to work together in addressing significant financial challenges serves our citizens well.

Sincerely,

A handwritten signature in black ink, appearing to read "Ron Sims", written over a large, stylized circular flourish.

Ron Sims
King County Executive

cc: King County Councilmembers

ATTN: David deCourcy, Chief of Staff

Shelley Sutton, Policy Staff Director

Rebecha Cusack, Lead Staff, BFM Committee

Anne Noris, Clerk of the Council

Kurt Triplett, Chief of Staff, Office of the Executive

Ryan Bayne, Council Relations Director, Office of the Executive

Elaine Kraft, Communications Director, Office of the Executive

Steve Call, Director, Office of Management and Budget

Debora Gay, Deputy Director, Office of Management and Budget

**ATTACHMENT 1
TO THE DECEMBER 11, 2003 LETTER
VETOING SELECT PROVISOS
IN ORDINANCE NO. 14797**

This Attachment is a supporting document to my veto of select provisos included in Ordinance #14797. In this Attachment, I have outlined the areas of primary concern with each of the vetoed provisos.

Section 86 Parks and Recreation: Page 42, lines 928 – 944

Proviso Short Title: Locations for Tent City IV

“PROVIDED FURTHER THAT:

Of this appropriation, \$50,000 shall not be expended until after the executive has certified to the council that at least three suitable, county-owned or controlled sites have been proposed to SHARE/WHEEL as locations for Tent City IV and the executive has transmitted to the council any necessary proposed legislation to authorize use of the site or sites. These sites shall be located in the county outside of the city of Seattle, be within half a mile of a bus stop, shall have an open space for camping that is at least half the size of a football field and shall be close to the facility of a supportive community or faith-based organization, which may include, but is not limited to, churches. Consideration could be given to negotiating an agreement with the state of Washington to use the North Rehabilitation Facility site after the county completes demolition of the facility. Additionally, neighborhood outreach needs to be a major consideration, as should coordination with United Way’s “Committee to End Homelessness Now.”

The report required to be submitted by this proviso must be filed in the form of 15 copies with the clerk of the council, who will retain the original and will forward copies to each councilmember and the lead staff of the law, justice and human services committee or its successor.”

Reason for Veto of Proviso:

This is the proviso which requires that the Executive propose three sites as locations for Tent City4. As I explained in my November 18, 2003 memo to Councilmember Phillips, I understand the desire to find a suitable location for a new Tent City4. I am unconvinced that a Tent City is the best direction for County efforts to end homelessness. While it does provide an alternative to the streets, I feel strongly that people should be in stable housing and that is my focus. I agree that we must continue to maximize all available resources – federal, state and county funds – to create emergency shelter, transitional housing and support, and long term affordable housing that helps individuals and families achieve the stability to find or keep jobs and get back on their feet. We are continuing to explore partnerships with faith communities, housing developers, and community groups to create a range of permanent housing specifically to help low-income individuals and families. We will also explore federal McKinney and other homeless service grants to look for ways to increase our short-term emergency shelter beds. I am dedicated to our ongoing effort to address homelessness in King County and to seek viable solutions to these issues.

King County’s public park lands are simply not an appropriate or, potentially, a legal alternative for this temporary housing proposal. The King County Code limits the length of stay in County

parks in *section 7.12.160 Camping occupancy policy*. In addition to the code restrictions on camping occupancy, many of King County's park properties have been purchased in whole or in part with state and federal recreation grants or County bond proceeds, which prohibit uses inconsistent with public enjoyment of the property as recreation or open space land. In addition, several other concerns such as security issues, the impacts of potential nighttime noise, concerns of our employee groups, liability issues, as well as possible impact on insurance rates in the future. We all need to understand the implications of each of these issues prior to implementing a new County function. For all of these reasons, I am vetoing this proviso.

Section 95 Solid Waste: Page 49, lines 1101-1110.

Proviso Short Title: Tonnage diversion report

"PROVIDED FURTHER THAT:

Of this appropriation, \$500,000 shall not be expended or encumbered until the solid waste division submits to the council, no later than May 1, 2004, and the council approves by ordinance, a plan to divert solid waste transfer station usage from over-capacity transfer stations to under-utilized transfer stations in their county. If the division does not submit the plan by May 1, 2004, this amount shall revert to fund balance.

The plan required to be submitted by this proviso must be filed in the form of 16 copies with the clerk of the council, who will retain the original and will forward copies to each councilmember and to the staff for the budget and fiscal management committee and for the utilities committee or their successors."

Reason for Veto of Proviso:

This proviso does not offer a practical solution to the area of concern intended to be addressed. There is no feasible way to divert either commercial haulers or self-haul customers from using the transfer station most conveniently located for them without some significant regulatory or pricing changes that would require amending the Solid Waste Comprehensive Plan. Any such plan, if effective, would also have impacts on the transportation system as customers would be transporting loads over longer distances. The changes required for such a plan, as well as the impacts, should be discussed with cities and other stakeholders through the next planned update of the Comp Plan, scheduled for 2005.

In the meantime, the 2004 Solid Waste operating budget cannot sustain a \$500,000 restriction or loss of funding and still meet the commitments incorporated in the 2004 Adopted Budget. I will transmit legislation in early 2004 seeking reinstatement of this spending authority and submitting a timetable and plan for working with cities and other stakeholders to explore the feasibility of such a plan within the context of the next update of the Solid Waste Comprehensive Plan.

Section 122 Capital Improvement Program: Page(s) 68 - 69, lines 1535 through 1556.

Proviso Short Title: Houghton Transfer Station Facility Master Plan and Transfer Station Seismic Retrofit

“PROVIDED FURTHER THAT:

Because the Houghton transfer station currently exceeds acceptable service level criteria and tonnage capacity as adopted by Motion 11601 in August 2002, no funds shall be expended or encumbered for CIP Project 013086, Houghton Transfer Station Facility Master Plan, and no funds shall be expended or encumbered for CIP Project 003093, Transfer Station Seismic Retrofit at the Houghton transfer station, until the executive submits to the council by March 1st, 2004, and the council approves by ordinance, a comprehensive report presenting multiyear phased-in options to close the Houghton transfer station and transfer its tonnage and services throughout the rest of the county’s solid waste system. If the report is not submitted on or before March 1st, 2004, appropriation authority for these two projects shall lapse and funds shall revert to fund balance.

The comprehensive report shall identify for each option: the effects of each option on the solid waste capital plan; the associated rate impacts; the traffic diversion impacts; the impacts of each option on other transfer stations; any administrative or operational steps, such as permits, necessary to implement the option and any changes to the King County Code or Comprehensive Solid Waste Management Plan necessary to implement the option.

The report must be filed with the clerk of the council. The original and 15 copies must be delivered to the clerk who will retain the original and will forward copies to each councilmember and the lead staff of the utilities committee or its designee or successor committee.”

Reason for Veto of Proviso:

The proviso would prohibit the expenditure of funds for the Houghton Facility Master Plan (FMP) and for the Houghton Seismic Retrofit project including the planned replacement of the roof, which we know is at risk of failure in the event of a moderate seismic event or a heavy snowfall, until the Council approves a plan for closing the Houghton Transfer Station. The proviso establishes a deadline of March 1st for the Executive to transmit a report presenting options for closing Houghton; and if this deadline is not met, the funds appropriated for the Houghton FMP and Seismic Retrofit projects shall lapse and revert to fund balance.

These two Houghton projects were stalled throughout 2003 as a result of a similar proviso in the 2003 budget. While I am willing to consider plans for closing the Houghton Transfer Station, such a decision cannot be made outside of the context of the planning underway for the entire system in preparation for waste export. This planning will need to involve the cities through the Regional Policy Committee (RPC) and will need to consider the impacts on other communities in the event the Houghton Transfer Station is closed. While the “eastside strategy” for transfer station system configuration is one of the issues I hope the RPC will consider early in 2004, any plan that would include closing Houghton would almost certainly need to be referred to the 2005 update of the Solid Waste Comprehensive Plan.

In the interim, it is not reasonable to defer any longer the safety-related improvements needed at the Houghton Transfer Station; and it may be necessary to spend some of the FMP budget to determine appropriate improvements for whatever remaining time this transfer station is in operation. I will transmit legislation early in 2004 seeking spending authority for the Houghton FMP and essential safety-related improvements at the Houghton Transfer Station, as well as a proposed timeline for developing closure options in the context of the next planned update of the Solid Waste Comprehensive Plan.